











| | | | | | | |
|---|---|--|---|--|---|---|
|  |  | <div>FIAT PUNTO EVO</div>  | <div>2009> PROTOCOLLO CANBUS 2C</div> <div>2009> 2W CANBUS PROTOCOL</div> | | | |
|  |  |  |  |  |  |  |

POSIZIONE CONNETTORE: VANO AUTORADIO - CONNECTOR LOCATION: CAR RADIO SLOT

DIETRO L'AUTORADIO SI TROVANO I CONNETTORI ISO RADIO OEM.
BEHIND THE CAR RADIO THERE ARE ISO RADIO OEM CONNECTORS.

IL CAN HIGH E' IL FILO BLU. CAN HIGH IS THE BLUE WIRE.
IL CAN LOW E' IL FILO WHITE. CAN LOW IS THE WHITE WIRE.

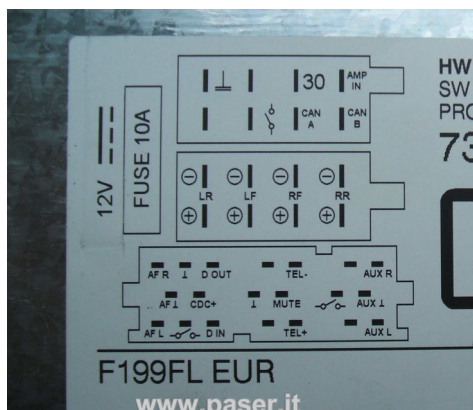
IN CASO DI COLORI DIFFERENTI, SEGUIRE LE POSIZIONI.
IN CASE OF DIFFERENT COLOURS, PLEASE OBSERVE POSITIONS.

CAN LOW



CAN HIGH

COMANDI AL VOLANTE - STEERING WHEEL CONTROLS



FUNZIONI - FUNCTIONS

| | |
|---|--------|
| 1 | VOL+ |
| 2 | VOL — |
| 3 | SEEK + |
| 4 | SEEK - |
| 5 | SOURCE |
| 6 | MUTE |

PRODOTTI SUGGERITI - SUGGESTED PRODUCTS

LOGICAN - UNICAN - UNICO DUAL - SLIMCAN - SLIMKEY - MULTICAN - UNIKA - MAESTRO - BLUEBACK