







 DODGE	DODGE NITRO 	2007 PROTOCOLLO CANBUS 2C 2007 2W CANBUS PROTOCOL			
 OEM Direct Control	 POSITIVE IGNITION OUTPUT	 SPEEDPULSE OUTPUT	 LIGHT OUTPUT	 HANDBRAKE OUTPUT	 REVERSE GEAR OUTPUT	 Ampli-Wakeup System


POSIZIONE CONNETTORE: VANO AUTORADIO - CONNECTOR LOCATION: CAR RADIO SLOT

DIETRO L'AUTORADIO SI TROVANO I CONNETTORI RADIO OEM.

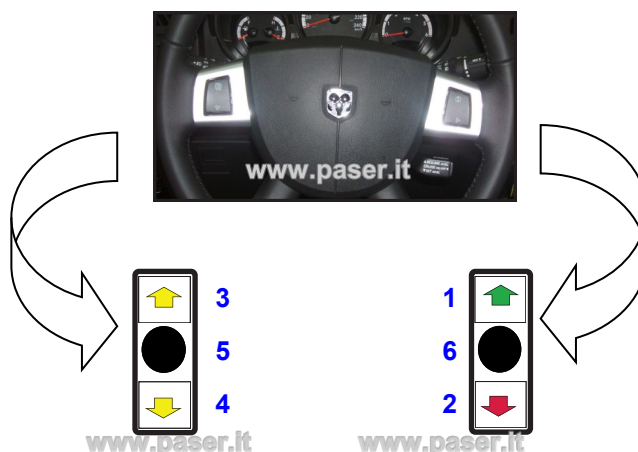
BEHIND THE CAR RADIO THERE ARE RADIO OEM CONNECTORS.

IL CAN HIGH È IL FILO GRIGIO/BIANCO (POS. 13).
CAN HIGH IS THE GREY/WHITE WIRE (POS. 13).

IL CAN LOW È IL FILO ARANCIO/BIANCO (POS. 2).
CAN LOW IS THE ORANGE/WHITE WIRE (POS. 2).

**COMANDI A VOLANTE - STEERING WHEEL CONTROLS**

LEVA SINISTRA DIETRO IL VOLANTE
LEFT CONTROLS BACK STEERING



LEVA DESTRA DIETRO IL VOLANTE
RIGHT CONTROLS BACK STEERING

FUNZIONI - FUNCTIONS

1	VOL+
2	VOL —
3	SEEK +
4	SEEK -
5	Source
6	Mute

PRODOTTI SUGGERITI - SUGGESTED PRODUCTS

LOGICAN - UNICAN - UNICO DUAL - SLIMCAN - SLIMKEY - MULTICAN - UNIKA - MAESTRO