

	<div>TESLA MODEL Y</div> 	<div>2024></div> PROTOCOLLO CANBUS 2C <div>2024></div> 2W CANBUS PROTOCOL
			

POSIZIONE CONNETTORE: TUNNEL CENTRALE - CONNECTOR LOCATION: CENTRAL TUNNEL

LA PRIMA OPERAZIONE DA FARE E' QUELLA DI SMONTARE IL PANNELLO PLASTICO DEL LATO GUIDA RELATIVO AL TUNNEL CENTRALE DEL VEICOLO IL PANNELLO E' TENUTO SOLO DA INCASTRI A PRESSIONE (A).

THE FIRST OPERATION TO BE DONE IS TO REMOVE THE PLASTIC PANEL ON THE DRIVER'S SIDE RELATING TO THE CENTRAL TUNNEL OF THE VEHICLE. THE PANEL IS HELD ONLY BY PRESSURE FIXTURES (A).



ORA INDIVIDUARE IL CONNETTORE BLU A 22 VIE (B)

IDENTIFICARE LA COPPIA FILI TWISTATA MARRONE BIANCO - MARRONE.

CAN H POS. 9 FILO MARRONE - BIANCO.


CAN L POS. 10 FILO MARRONE.

NOW PLEASE IDENTIFY THE 22-WAY BLUE CONNECTOR (B).

PLEASE FIND THE TWISTED WIRE PAIR BROWN WHITE - BROWN.

CAN H POS. 9 BROWN - WHITE WIRE.

CAN L POS. 10 BROWN WIRE.



PRODOTTI SUGGERITI - SUGGESTED PRODUCTS

SLIMKEY - SLIMKEY 2