






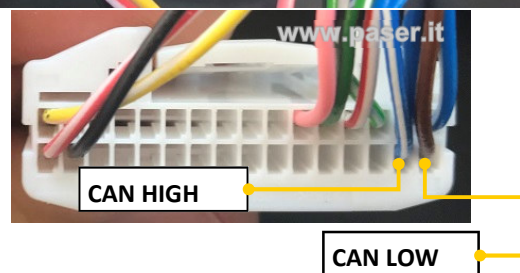
	<b>RENAULT EXPRESS</b> 	<b>2021 PROTOCOLLO RESISTIVO</b> <b>USCITE SERVIZI CANBUS</b> <b>2021 RESISTIVE PROTOCOL</b> <b>CANBUS SERVICES OUTPUTS</b>
<b>RESISTIVE</b> 	<b>CANBUS</b> <div>      </div>		

**POSIZIONE CONNETTORE: CONNETTORE BIANCO 32 VIE - CONNECTOR LOCATION: 32 WAYS WHITE CONNECTOR**

DIETRO L'AUTORADIO SI TROVA IL CONNETTORE RADIO OEM.  
BEHIND THE CAR RADIO THERE IS RADIO OEM CONNECTORS.

LE CONNESSIONI DESCRITTE SI RIFERISCONO ALL'UNICOM RENAULT PASER.  
DESCRIBED CONNECTIONS REFER TO PASER UNICOM RENAULT.


IN CASO DI COLORI DIFFERENTI, SEGUIRE LE POSIZIONI.  
IF COLOURS ARE NOT RIGHT, PLEASE OBSERVE POSITIONS.


**Connessioni Unicom Renault (UR)**

Filo giallo/ marrone UR con pin 11 (rosa) vettura;  
Filo giallo/rosso UR con pin 12 (verde grigio) vettura;  
Filo blu/rosso UR con pin 13 (rosso bianco) vettura;  
Filo azzurro UR con pin 14 (verde bianco) vettura;  
Filo giallo UR con pin 15 (blu) vettura;  
Filo bianco UR con pin 16 (blu bianco) vettura.

**Unicom Renault connections (UR)**

Yellow/brown wire of the UR with pin 11 (pink) of the car;  
Yellow/red wire of the UR with pin 12 (green grey) of the car;  
Blue/red of the UR with pin 13 (red white) of the car;  
Light blue wire of the UR with pin 14 (green white) of the car;  
Yellow wire of the UR with pin 15 (blue) of the car;  
White wire of the UR with pin 16 (blue white) of the car.

**COMANDI A VOLANTE - STEERING WHEEL CONTROLS**

**FUNZIONI - FUNCTIONS**

1	VOL+
2	VOL —
3	SEEK +
4	SEEK -
5	SOURCE
6	MUTE

**PRODOTTI SUGGERITI - SUGGESTED PRODUCTS**

UNICOM RENAULT - SLIMCAN - SLIMKEY