





| | | | |
|---|---|---|--|
|  |  | SUBARU OUTBACK  | 2010-2010 PROTOCOLLO RESISTIVO 2010-2010 RESISTIVE PROTOCOL |
|  | | | |

POSIZIONE CONNETTORE: VANO RADIO - CONNECTOR LOCATION: RADIO SLOT

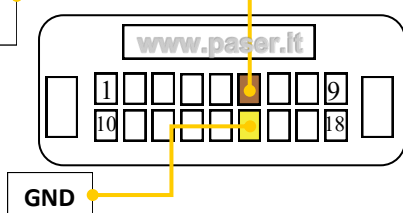
DIETRO L'AUTORADIO SI TROVA IL CONNETTORE RADIO OEM.
COLLEGARE:

- SEGNALE MARRONE (POS. 6).
- IL GND GIALLO (POS. 16).

BEHIND THE CAR RADIO THERE IS THE OEM RADIO CONNECTOR.
PLEASE CONNECT:

- SIGNAL TO THE BROWN ONE (POS. 6)
- GND TO THE YELLOW ONE (POS. 16).

**SEGNALE 1
SIGNAL 1**



CONNESSIONI DI
UNICOM
UNICOM
CONNECTIONS



CONNESSIONI DI
UNICO DUAL
UNICO DUAL
CONNECTIONS



CONNESSIONI DI
LOGICAN
LOGICAN
CONNECTIONS

**COMANDI A VOLANTE - STEERING WHEEL CONTROLS****FUNZIONI - FUNCTIONS**

| | |
|---|--------|
| 1 | VOL+ |
| 2 | VOL — |
| 3 | SEEK + |
| 4 | SEEK — |
| 5 | MUTE |
| 6 | SOURCE |

PRODOTTI SUGGERITI - SUGGESTED PRODUCTS

LOGICAN - UNICOM - UNICO DUAL - UNIKA - MAESTRO