

	SUBARU OUTBACK 	2012> PROTOCOLLO RESISTIVO 2012> RESISTIVE PROTOCOL
			

POSIZIONE CONNETTORE: VANO RADIO - CONNECTOR LOCATION: RADIO SLOT


DIETRO IL RADIO NAVIGATORE SI TROVA IL CONNETTORE RADIO OEM.

COLLEGARE:

- SEGNALE 1 FILO (POS. 21).
- GND FILO (POS. 23).
- SEGNALE 2 (POS. 22).

SEGNALE 1
SEGNALE 1


SEGNALE 2
SIGNAL 2




BEHIND THE RADIO NAVIGATION THERE IS THE OEM RADIO CONNECTOR.

- SIGNAL 1 WIRE (POS. 21).
- GND WIRE (POS. 23).
- SIGNAL 2 WIRE (POS. 22).


CONNESSIONI DI
UNICOM
UNICOM
CONNECTIONS



CONNESSIONI DI
UNICO DUAL
UNICO DUAL
CONNECTIONS



CONNESSIONI DI
LOGICAN
LOGICAN
CONNECTIONS


COMANDI A VOLANTE - STEERING WHEEL CONTROLS

FUNZIONI - FUNCTIONS

1	VOL+
2	VOL —
3	SEEK +
4	SEEK —
5	MUTE
6	SOURCE

PRODOTTI SUGGERITI - SUGGESTED PRODUCTS

LOGICAN - UNICOM - UNICO DUAL - UNIKA - MAESTRO