











|   |  |   |   |   |  |   |   |
|---|--|---|---|---|--|---|---|
|  | <br>PEUGEOT | PEUGEOT 3008  | 2016 - 20<br>PROTOCOLLO CANBUS 2C<br><br>2016 - 20<br>2W CANBUS PROTOCOL          |   |  |   |   |
|  |             |  |  |  |  |  |  |

## SCHEMA 1 - DIAGRAM 1

## POSIZIONE CONNETTORE: VANO AUTORADIO - CONNECTOR LOCATION: CAR RADIO SLOT


DIETRO L'AUTORADIO SI TROVA IL CONNETTORE FAKRA OEM RADIO.  
BEHIND THE CAR RADIO THERE IS FAKRA RADIO OEM CONNECTOR.

IL CAN HIGH È IL FILO BLU.  
CAN HIGH IS THE BLUE WIRE.  
IL CAN LOW È IL FILO VIOLET.  
CAN LOW IS THE VIOLET WIRE.

SE I COLORI NON CORRISPONDESSERO, SEGUIRE LA POSIZIONE DEI FILI.  
IF COLOURS ARE NOT RIGHT, PLEASE OBSERVE WIRES POSITIONS.

CAN HIGH

CAN LOW



## COMANDI A VOLANTE - STEERING WHEEL CONTROLS













## FUNZIONI - FUNCTIONS

|   |              |
|---|--------------|
| 1 | VOL+         |
| 2 | VOL —        |
| 3 | SEEK +       |
| 4 | SEEK -       |
| 5 | SOURCE       |
| 6 | PHONE BUTTON |
| 7 | VOICE        |

## PRODOTTI SUGGERITI - SUGGESTED PRODUCTS

LOGICAN - UNICAN - UNICO DUAL - SLIMCAN - SLIMKEY

|  |   |   |  |  |   |   |                              |
|--|---|---|--|--|---|---|------------------------------|
|                           | <br>PEUGEOT                        | <br>PEUGEOT 3008        | 2016 - 20<br>PROTOCOLLO CANBUS 2C<br><br>2016 - 20<br>2W CANBUS PROTOCOL                             |  |   |   |                              |
| <br>OEM<br>Direct Control | <br>POSITIVE<br>IGNITION<br>OUTPUT | <br>SPEEDPULSE<br>OUTPUT | <br>LIGHT<br>OUTPUT | <br>HANDBRAKE<br>OUTPUT | <br>REVERSE<br>GEAR<br>OUTPUT | <br>OEM PARKING<br>SENSOR RECOVERY | Original Car<br>Menu Control |

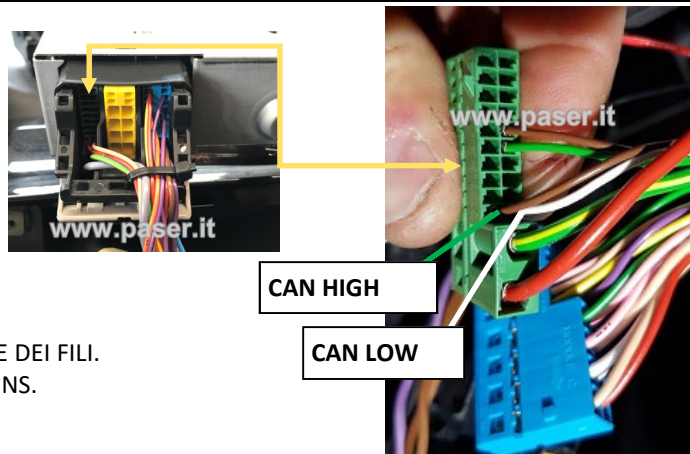
## SCHEMA 2 - DIAGRAM 2

## POSIZIONE CONNETTORE: VANO AUTORADIO - CONNECTOR LOCATION: CAR RADIO SLOT

DIETRO L'AUTORADIO SI TROVA IL CONNETTORE FAKRA OEM RADIO. BEHIND THE CAR RADIO THERE IS FAKRA RADIO OEM CONNECTOR.

IL CAN HIGH È IL FILO MARRONE. CAN HIGH IS THE BROWN WIRE.  
IL CAN LOW È IL FILO BIANCO. CAN LOW IS THE WHITE WIRE.

SE I COLORI NON CORRISPONDESSERO, SEGUIRE LA POSIZIONE DEI FILI. IF COLOURS ARE NOT RIGHT, PLEASE OBSERVE WIRES POSITIONS.



## COMANDI A VOLANTE - STEERING WHEEL CONTROLS



## FUNZIONI - FUNCTIONS

|   |              |
|---|--------------|
| 1 | VOL+         |
| 2 | VOL —        |
| 3 | SEEK +       |
| 4 | SEEK -       |
| 5 | SOURCE       |
| 6 | PHONE BUTTON |

## PRODOTTI SUGGERITI - SUGGESTED PRODUCTS

LOGICAN - UNICAN - UNICO DUAL - SLIMCAN - SLIMKEY