







| | | | |
|---|---|---|--|
|  |  | TOYOTA HILUX  | 2010> PROTOCOLLO RESISTIVO 2010> RESISTIVE PROTOCOL |
|---|---|---|--|


POSIZIONE CONNETTORE: VANO AUTORADIO - CONNECTOR LOCATION: CAR RADIO SLOT

DIETRO L'AUTORADIO SI TROVANO I CONNETTORI RADIO OEM.
I CONNETTORI COINVOLTI SONO 3, DUE SONO
ALIMENTAZIONI E CASSE, IL TERZO È UN
CONNETTORE 20 VIE COME DA IMMAGINE A LATO.

BEHIND THE CAR RADIO THERE ARE RADIO OEM CONNECTORS.
CONNECTORS IN OBJECT ARE 3: TWO OF THESE ARE
POWER SUPPLYING CONNECTORS, THE LAST ONE IS
A 20 POLES CONNECTOR AS THE IMAGE BESIDE.


COMANDI A VOLANTE - STEERING WHEEL CONTROLS

FUNZIONI - FUNCTIONS

| | |
|----------|---------------|
| 1 | VOL+ |
| 2 | VOL — |
| 3 | SEEK + |
| 4 | SEEK - |
| 5 | Source |

PRODOTTI SUGGERITI - SUGGESTED PRODUCTS

UNICOM- UNICO DUAL - SLIMCAN - SLIMKEY - UNIKA - MAESTRO