

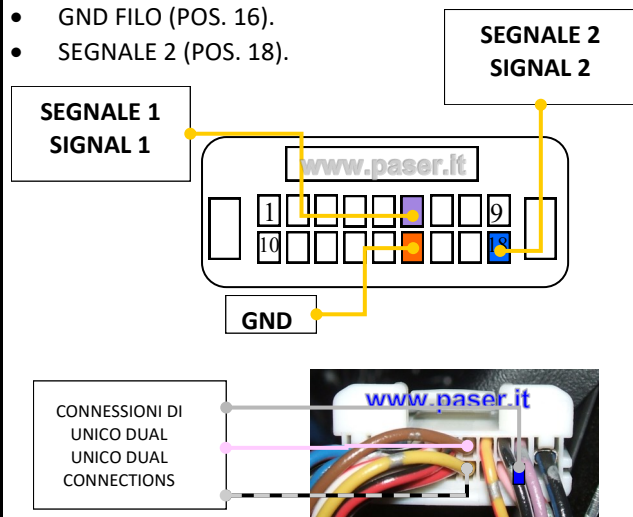
	SUBARU OUTBACK 	2012> PROTOCOLLO RESISTIVO 2012> RESISTIVE PROTOCOL
			

POSIZIONE CONNETTORE: VANO RADIO - CONNECTOR LOCATION: RADIO SLOT

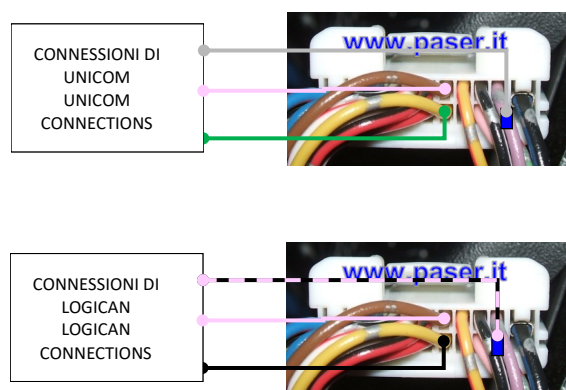
DIETRO L'AUTORADIO SI TROVA IL CONNETTORE RADIO OEM.
COLLEGARE:

- SEGNALE 1 FILO (POS. 6).
- GND FILO (POS. 16).
- SEGNALE 2 (POS. 18).



BEHIND THE CAR RADIO THERE IS THE OEM RADIO CONNECTOR.

- SIGNAL 1 WIRE (POS. 6).
- GND WIRE (POS. 16).
- SIGNAL 2 WIRE (POS. 18).

**COMANDI A VOLANTE - STEERING WHEEL CONTROLS****FUNZIONI - FUNCTIONS**

1	VOL+
2	VOL —
3	SEEK +
4	SEEK —
5	MUTE
6	SOURCE

PRODOTTI SUGGERITI - SUGGESTED PRODUCTS

LOGICAN - UNICOM - UNICO DUAL - UNIKA - MAESTRO