







	<div>BMW SERIE 3</div> 	<div>2005> PROTOCOLLO CANBUS 2C</div> <div>2005> 2W CANBUS PROTOCOL</div>			
						


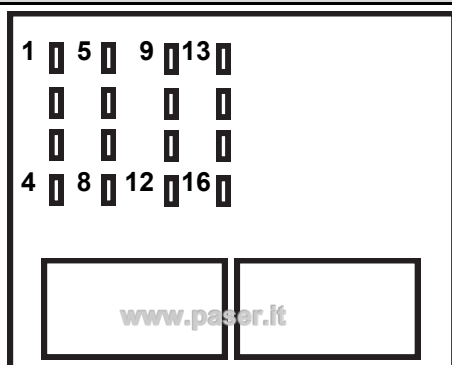
POSIZIONE CONNETTORE: VANO RADIO - CONNECTOR LOCATION: RADIO SLOT

DIETRO L'AUTORADIO SI TROVA IL CONNETTORE
FAKRA RADIO OEM.

BEHIND THE CAR RADIO THERE THE FAKRA
RADIO OEM CONNECTOR.

IL CAN HIGH E' IL FILO ARANCIO/VERDE.
CAN HIGH IS THE ORANGE/GREEN WIRE.

IL CAN LOW E' IL FILO VERDE.
CAN LOW IS THE GREEN WIRE.

**COMANDI A VOLANTE - STEERING WHEEL CONTROLS**

POS	FUNZIONE
15	+ 30
12	GND
11	CAN H
9	CAN L

**FUNZIONI - FUNCTIONS**

1	VOL+
2	VOL —
3	SEEK + / traccia avanti / track up
4	SEEK — / traccia indietro / track down
5	Source
6	Funzione telefono / Phone function

PRODOTTI SUGGERITI - SUGGESTED PRODUCTS

LOGICAN - UNICAN - UNICO DUAL - SLIMCAN - SLIMKEY - MULTICAN - UNIKA - MAESTRO