





| | | | |
|---|---|--|--|
|  |  | SSANGYONG KYRON  | 2006> PROTOCOLLO RESISTIVO 2006> RESISTIVE PROTOCOL |
|  | | | |

POSIZIONE CONNETTORE: VANO RADIO - CONNECTOR LOCATION: RADIO SLOT

DIETRO L'AUTORADIO SI TROVA IL CONNETTORE RADIO OEM.
COLLEGARE IL FILO ROSA DEL MODULO AL FILO VERDE/NERO (POS. 16).


BEHIND THE CAR RADIO THERE IS THE OEM RADIO CONNECTOR.
PLEASE CONNECT PINK WIRE OF THE MODULE TO THE GREEN/BLACK WIRE (POS. 16).



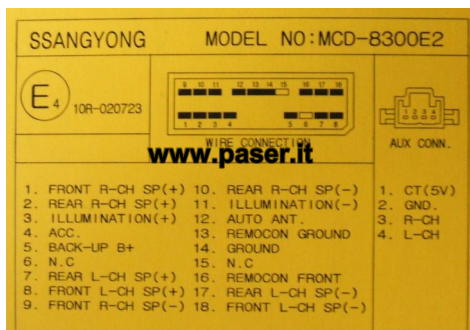
CONNESSIONI DI UNICOM
UNICOM CONNECTIONS



CONNESSIONI DI LOGICAN
LOGICAN CONNECTIONS



CONNESSIONI DI UNICO DUAL
UNICO DUAL CONNECTIONS

COMANDI A VOLANTE - STEERING WHEEL CONTROLS**FUNZIONI - FUNCTIONS**

| | |
|----------|---------------|
| 1 | VOL+ |
| 2 | VOL — |
| 3 | SEEK + |
| 4 | SEEK — |
| 5 | MUTE |
| 6 | SOURCE |

PRODOTTI SUGGERITI - SUGGESTED PRODUCTS

LOGICAN - UNICOM - UNICO DUAL - SLIMCAN - SLIMKEY - UNIKA - MAESTRO