






	<div>SEAT CORDOBA</div> 	<div>2004> PROTOCOLLO CANBUS 2C</div> <div>2004> 2W CANBUS PROTOCOL</div>		
					


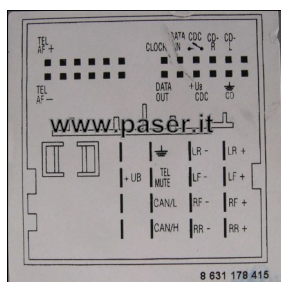
POSIZIONE CONNETTORE: VANO AUTORADIO - CONNECTOR LOCATION: CAR RADIO SLOT

DIETRO L'AUTORADIO SI TROVA IL CONNETTORE FAKRA RADIO OEM.

IL CAN HIGH E' IL FILO ARANCIO/VIOLA.
IL CAN LOW E' IL FILO ARANCIO/ MARRONE.

BEHIND THE CAR RADIO THERE IS THE FAKRA RADIO OEM CONNECTOR.

CAN H IS THE ORANGE/VIOLET WIRE.
CAN LOW IS THE ORANGE/BROWN WIRE.

**COMANDI A VOLANTE - STEERING WHEEL COMMANDS****FUNZIONI - FUNCTIONS**

1	VOL+
2	VOL —
3	SEEK +
4	SEEK —
5	SORGENTE SOURCE
6	MUTE

PRODOTTI SUGGERITI - SUGGESTED PRODUCTS

LOGICAN - UNICAN - UNICO DUAL - SLIMCAN - SLIMKEY - MULTICAN - UNIKA - MAESTRO