






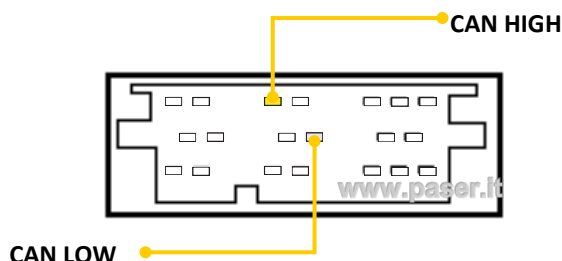
	<p>AUDI A3</p> 	<p>2004-2006 PROTOCOLLO CANBUS 2C</p> <p>2004-2006 2W CANBUS PROTOCOL</p>		
					

### POSIZIONE CONNETTORE: VANO RADIO - CONNECTOR LOCATION: RADIO SLOT

IL CAN HIGH E IL CAN LOW SONO SUL CONNETTORE MINI ISO COME DESCRITTO NEL DIAGRAMMA A LATO.

CAN HIGH AND CAN LOW ARE ON THE CONNECTOR MINI ISO AS DESCRIBED IN THE DIAGRAM BESIDE.



### COMANDI A VOLANTE - STEERING WHEEL CONTROLS



### FUNZIONI - FUNCTIONS

<b>1</b>	VOL+
<b>2</b>	VOL —
<b>3</b>	SEEK +
<b>4</b>	SEEK —

### PRODOTTI SUGGERITI - SUGGESTED PRODUCTS

UNICAN - UNICO DUAL - SLIMCAN - SLIMKEY - MULTICAN - UNIKA - MAESTRO