










| | | | | | | |
|---|---|---|---|---|--|------------------------------------|
|  |  | <div>DODGE JOURNEY</div>  | <div>2008 PROTOCOLLO CANBUS 2C</div> <div>2008 2W CANBUS PROTOCOL</div> | | | |
|  <div>OEM Direct Control</div> |  <div>POSITIVE IGNITION OUTPUT</div> |  <div>SPEED PULSE OUTPUT</div> |  <div>LIGHT OUTPUT</div> |  <div>HANDBRAKE OUTPUT</div> |  <div>REVERSE GEAR OUTPUT</div> | <div>Ampli-Wakeup System</div> |


POSIZIONE CONNETTORE: VANO AUTORADIO - CONNECTOR LOCATION: CAR RADIO SLOT

DIETRO L'AUTORADIO SI TROVANO I CONNETTORI RADIO OEM.

BEHIND THE CAR RADIO THERE ARE RADIO OEM CONNECTORS.

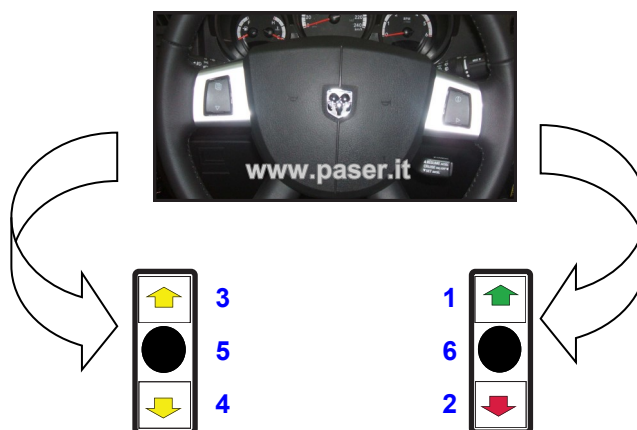
IL CAN HIGH È IL FILO GRIGIO/BIANCO (POS. 13).
CAN HIGH IS THE GREY/WHITE WIRE (POS. 13).

IL CAN LOW È IL FILO ARANCIO/BIANCO (POS. 2).
CAN LOW IS THE ORANGE/WHITE WIRE (POS. 2).



COMANDI A VOLANTE - STEERING WHEEL CONTROLS

LEVA SINISTRA DIETRO IL VOLANTE
LEFT CONTROLS BACK STEERING



LEVA SINISTRA DIETRO IL VOLANTE
LEFT CONTROLS BACK STEERING

FUNZIONI - FUNCTIONS

| | |
|---|--------|
| 1 | VOL+ |
| 2 | VOL — |
| 3 | SEEK + |
| 4 | SEEK - |
| 5 | Source |
| 6 | Mute |

PRODOTTI SUGGERITI - SUGGESTED PRODUCTS

LOGICAN - UNICAN - UNICO DUAL - SLIMCAN - SLIMKEY - MULTICAN - UNIKA - MAESTRO