












	<div>DR S1 (H35)</div> 	<div>2024&gt; PROTOCOLLO CANBUS</div> <div>2024&gt; CANBUS PROTOCOL</div>		
 <div>POSITIVE IGNITION OUTPUT</div>	 <div>LIGHT OUTPUT</div>	 <div>SPEEDPULSE OUTPUT</div>	 <div>REVERSE GEAR OUTPUT</div>	 <div>PEDAL BRAKE</div>	 <div>HANDBRAKE OUTPUT</div>
 <div>HIGH BEAMS ON OFF</div>	 <div>OEM INDICATORS</div>	 <div>DOORS OPEN SIGNAL</div>	 <div>OPEN TRUNK SIGNAL</div>	 <div>OPEN HOOD SIGNAL</div>	

POSIZIONE CONNETTORE: LATO GUIDA DIETRO PANNELLO LATERALE  
CONNECTOR LOCATION: BACK LATERAL PANEL DRIVER SIDE



CAVI CANBUS IN CONNETTORE BIANCO CON COPERTURA GRIGIA  
**CAN H VERDE**  
**CAN L ROSA**  
IN CASO DI COLORI DIVERSI, SEGUIRE LE POSIZIONI DEI CONNETTORI NELL'IMMAGINE.

CANBUS WIRES IN WHITE CONNECTOR WITH GREY COVER  
**CAN H GREEN**  
**CAN L PINK**  
IN CASE OF DIFFERENT COLOURS PLEASE FOLLOW THE IMAGE CONNECTOR POSITIONS.

PRODOTTI SUGGERITI - SUGGESTED PRODUCTS

SLIMKEY - SLIMCAN