














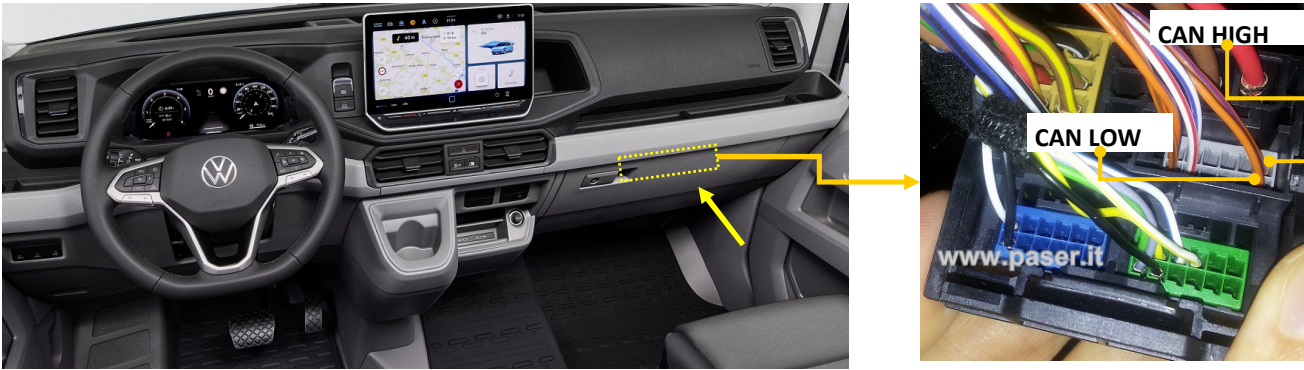
	<div>VOLKSWAGEN CRAFTER</div> 	<div>2024 &gt; PROTOCOLLO CANBUS 2C</div> <div>2024 &gt; 2W CANBUS PROTOCOL</div>			
 <div>POSITIVE IGNITION OUTPUT</div>	 <div>LIGHT OUTPUT</div>	 <div>SPEEDPULSE OUTPUT</div>	 <div>HANDBRAKE OUTPUT</div>	 <div>REVERSE GEAR OUTPUT</div>	 <div>OEM REMOTE CONTROL</div>	 <div>HIGH BEAMS ON OFF</div>
 <div>+12V IN MOTION</div>	 <div>DOORS OPEN SIGNAL</div>	 <div>OPEN TRUNK SIGNAL</div>	 <div>OPEN HOOD SIGNAL</div>	 <div>RPM</div>	 <div>OEM INDICATORS</div>	 <div>PEDAL BRAKE</div>

POSIZIONE CONNETTORE: VANO AUTORADIO IN CASSETTO PORTA OGGETTI

CONNECTOR LOCATION: CAR RADIO SLOT INTO GLOVEBOX



DIETRO L’AUTORADIO SI TROVA IL  
CONNETTORE FAKRA RADIO OEM.  
CAN H FILO ARANCIO/VIOLA.  
CAN L FILO ARANCIO/ MARRONE.

BEHIND THE CAR RADIO THERE IS THE  
FAKRA RADIO OEM CONNECTOR.  
CAN H ORANGE/VIOLET WIRE.  
CAN LOW ORANGE/BROWN WIRE.

PRODOTTI SUGGERITI - SUGGESTED PRODUCTS
SLIMCAN - SLIMKEY