
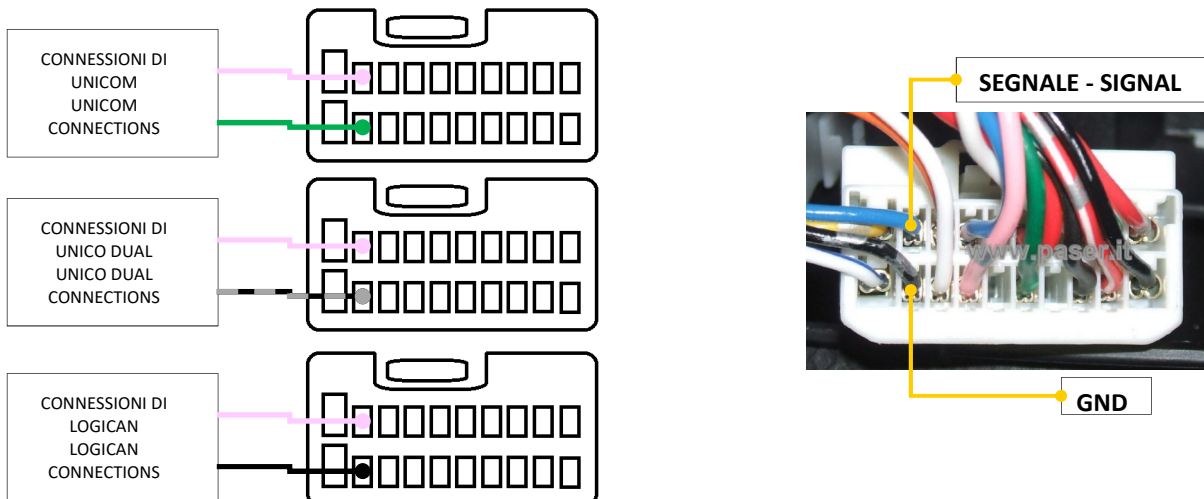
	MITSUBISHI OUTLANDER 	2015 - 17 PROTOCOLLO RESISTIVO 2015 - 17 RESISTIVE PROTOCOL
---	---	---	--


POSIZIONE CONNETTORE: VANO AUTORADIO - CONNECTOR LOCATION: CAR RADIO SLOT

COMANDI A VOLANTE - STEERING WHEEL COMMANDS

FUNZIONI - FUNCTIONS


1	VOL +
2	VOL —
3	SEEK +
4	SEEK —
5	SOURCE
6	RISPONDI / ANSWER
7	RIFIUTA / REJECT

AMPLIFICATORE - AMPLIFIER
VEICOLI CON AMPLIFICATORE ROCKFORD FOSGATE

Per la riaccensione dell'amplificatore OEM è necessario utilizzare l'apposito special kit UNICO DUAL per Mitsubishi Outlander 2013-2014; le connessioni sono Plug&Play e permette di recuperare anche i comandi al volante.

VEHICLES WITH ROCKFORD FOSGATE AMPLIFIER

To turn on the OEM amplifier it is necessary to use the dedicated Special kit UNICO DUAL for Mitsubishi Outlander 2013-2014; Connection are Plug & Play and it allows to recover also the steering wheel commands.


PRODOTTI SUGGERITI - SUGGESTED PRODUCTS

LOGICAN - UNICOM - UNICO DUAL - UNIKA - MULTICOMM - MAESTRO