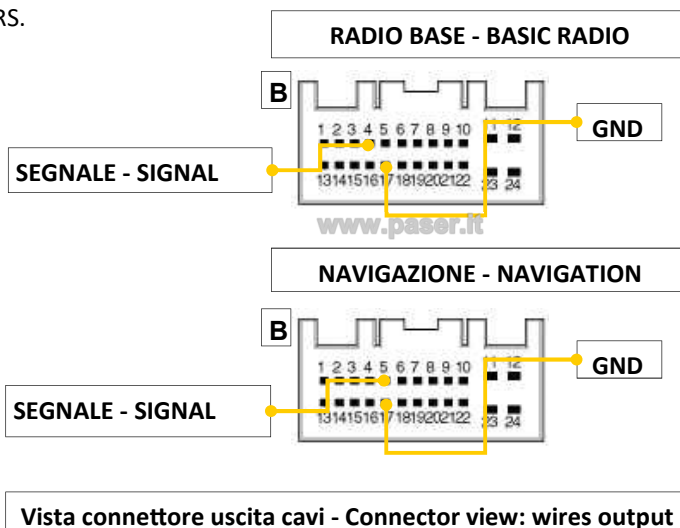
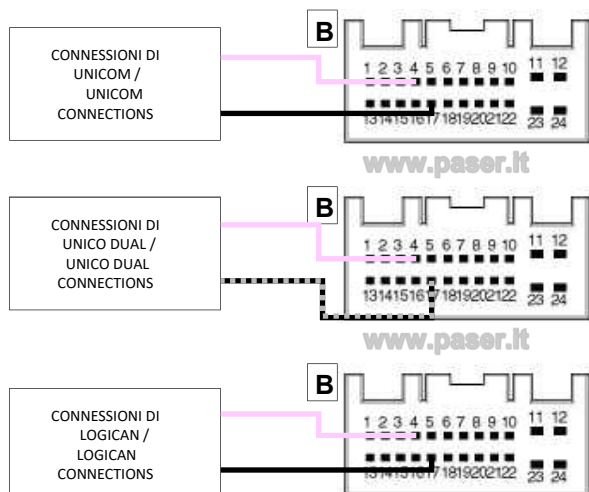
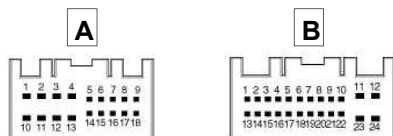


		HYUNDAI SANTA FE 	2014 - 17 PROTOCOLLO RESISTIVO 2014 - 17 RESISTIVE PROTOCOL
			

POSIZIONE CONNETTORE: VANO AUTORADIO - CONNECTOR LOCATION: CAR RADIO SLOT

DIETRO L'AUTORADIO SI TROVANO I CONNETTORI RADIO OEM.
BEHIND THE CAR RADIO THERE ARE RADIO OEM CONNECTORS.

**COMANDI AL VOLANTE - STEERING WHEEL COMMANDS**

Connector A				Connector B			
No	Description	No	Description	No	Description	No	Description
1	Speaker RL (+)	13	Speaker RR (-)	1	-	13	-
2	Speaker FL (+)	14	-	2	-	14	-
3	Speaker FR (+)	15	-	3	-	15	-
4	Speaker RR (+)	16	-	4	Steering remote	16	Vehicle speed
5	-	17	Illumination (+)	5	-	17	Remote GND
6	-	18	Remote Antenna	6	USB D (+)	18	USB D (-)
7	IGN			7	USB/iPod VDD	19	USB/iPod GND
8	Illumination (+)			8	AUX Input R	20	AUX Detect
9	-			9	AUX GND	21	AUX Input L
10	Speaker RL (-)			10	Mic (+)	22	Mic (-)
11	Speaker FL (-)			11	ACC	23	-
12	Speaker FR (-)			12	Battery (+)	24	Power GND

**FUNZIONI - FUNCTIONS**

1	VOL+
2	VOL —
3	SEEK +
4	SEEK —
5	SOURCE
6	MUTE
7	RISPONDI / ANSWER
8	RIFIUTA / REJECT
9	VOICE

PRODOTTI SUGGERITI - SUGGESTED PRODUCTS

LOGICAN - UNICOM - UNICO DUAL

Le informazioni riportate in questo manuale sono puramente a scopo informativo pertanto possono subire modifiche senza preavviso. Al momento della pubblicazione le informazioni risultano corrette ed attendibili. Tuttavia Paser non può essere ritenuta responsabile per eventuali conseguenze derivanti da errori od omissioni del presente manuale. Paser si riserva il diritto di migliorare/modificare il prodotto o il manuale senza l'obbligo di notifica agli utenti.

Information in this guide are purely for information purposes, therefore, are subject to change without notice. At the time of publication the information is correct and reliable. However Paser can not be held responsible for any consequences resulting from errors or omissions in this manual. Paser reserves the right to improve / change the product or manual without obligation to notify users.