








	<p>JEEP COMPASS</p> 	<p>2010 PROTOCOLLO CANBUS 2C</p> <p>2010 2W CANBUS PROTOCOL</p>			
						

POSIZIONE CONNETTORE: VANO AUTORADIO - CONNECTOR LOCATION: CAR RADIO SLOT

DIETRO L'AUTORADIO SI TROVANO I CONNETTORI RADIO OEM.
IL CAN HIGH E' IL FILO GRIGIO/BIANCO (POS.13)
IL CAN LOW E' IL FILO ARANCIO/BIANCO (POS. 2).

BEHIND THE CAR RADIO THERE ARE THE OEM RADIO CONNECTOR.
CAN HIGH IS THE GREY/WHITE (POS.13)
CAN LOW IS THE ORANGE/WHITE (POS. 2).



COMANDI AL VOLANTE - STEERING WHEEL COMMANDS

LEVA SINISTRA DIETRO IL VOLANTE
LEFT LEVER UNDER THE STEERING WHEEL



LEVA DESTRA DIETRO IL VOLANTE
RIGHT LEVER UNDER THE STEERING WHEEL

FUNZIONI - FUNCTIONS

1	VOL+
2	VOL —
3	SEEK +
4	SEEK —
5	SOURCE
6	MUTE

PRODOTTI SUGGERITI - SUGGESTED PRODUCTS

LOGICAN - UNICAN - UNICO DUAL - SLIMCAN - SLIMKEY - MULTICAN - UNIKA - MAESTRO