









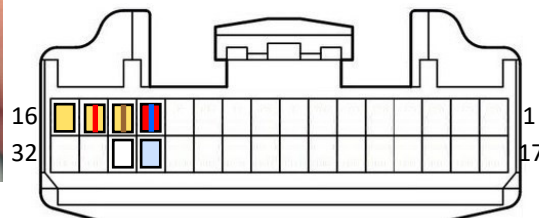

	DACIA SANDERO 	2021 PROTOCOLLO IBRIDO 2021 RESISTIVE HYBRID
ANALOGUE 	SERVIZI - SERVICES CANBUS <div>         </div>		

POSIZIONE CONNETTORE: DIETRO RADIO - CONNECTOR LOCATION: BACK THE RADIO

DIETRO L'AUTORADIO SI TROVA IL CONNETTORE RADIO OEM.
BEHIND THE CAR RADIO THERE IS MINI ISO RADIO OEM CONNECTORS.
LE CONNESSIONI DESCRITTE SI RIFERISCONO ALL'UNICOM RENAULT PASER.
DESCRIBED CONNECTIONS REFER TO PASER UNICOM RENAULT.



IN CASO DI COLORI DIFFERENTI, SEGUIRE LE POSIZIONI.
IF COLOURS ARE NOT RIGHT, PLEASE OBSERVE POSITIONS.

Connessioni Unicom Renault

1. Filo giallo U.R. con pin 16 vettura.
2. Filo rosso/blu U.R. con pin 13 vettura.
3. Filo giallo/rosso U.R. con pin 15 vettura.
4. Filo giallo/marrone U.R. con pin 14 vettura.
5. Filo bianco U.R. con pin 30 vettura.
6. Filo azzurro U.R. con pin 29 vettura.

Unicom Renault connections

1. Yellow wire U.R. with pin 16 of the car.
2. Red/blue wire U.R. with pin 13 of the car.
3. Yellow/red wire U.R. with pin 15 of the car.
4. Yellow/brown wire U.R. with pin 14 of the car.
5. White wire U.R. with pin 30 of the car.
6. Light blue wire U.R. with pin 29 of the car.

COMANDI A VOLANTE - STEERING WHEEL CONTROLS

FUNZIONI - FUNCTIONS

1	VOL+
2	VOL —
3	SEEK +
4	SEEK -
5	Source
6	Mute
7	Rispondi / OPEN CALL
8	Rifiuta / CLOSE CALL


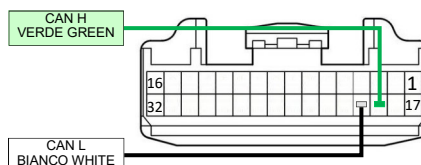
CONNESSIONI CANBUS CANBUS CONNECTIONS

I CAVI CAN BUS SONO NEL CONNETTORE RADIO OEM A 32 VIE.
CANBUS WIRES ARE IN THE 32 WAYS RADIO CONNECTOR.

IN CASO DI COLORI DIFFERENTI, SEGUIRE LE POSIZIONI.
IF COLOURS ARE NOT RIGHT, PLEASE OBSERVE POSITIONS.

CAN H BEIGE BIANCO POS. 19
CAN L MARRONE BIANCO POS. 20

CAN H BEIGE WHITE POS. 19
CAN L BROWN WHITE POS. 20


PRODOTTI SUGGERITI - SUGGESTED PRODUCTS

SWC UNICOM RENAULT - SERVIZI SERVICES SLIMCAN SLIMKEY