

		BMW X1 	2009> PROTOCOLLO CANBUS 2C 2009> 2W CANBUS PROTOCOL
---	---	---	--




POSIZIONE CONNETTORE: VANO RADIO - CONNECTOR LOCATION: RADIO SLOT

DIETRO L'AUTORADIO SI TROVA IL CONNETTORE
FAKRA RADIO OEM.

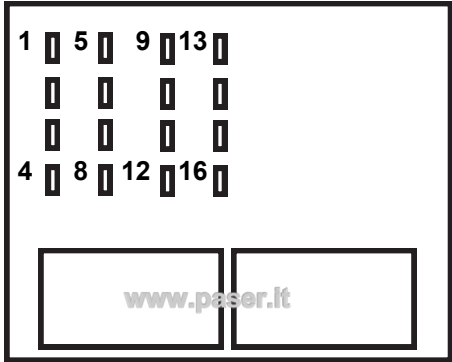

BEHIND THE CAR RADIO THERE THE FAKRA
RADIO OEM CONNECTOR.

IL CAN HIGH E' IL FILO ARANCIO/VERDE.
CAN HIGH IS THE ORANGE/GREEN.

IL CAN LOW E' IL FILO VERDE.
CAN LOW IS THE GREEN.



COMANDI A VOLANTE - STEERING WHEEL CONTROLS

VOLANTE											
											
<table border="1"> <thead> <tr> <th>POS</th><th>FUNZIONE</th></tr> </thead> <tbody> <tr> <td>15</td><td>+ 30</td></tr> <tr> <td>12</td><td>GND</td></tr> <tr> <td>11</td><td>CAN H</td></tr> <tr> <td>9</td><td>CAN L</td></tr> </tbody> </table>	POS	FUNZIONE	15	+ 30	12	GND	11	CAN H	9	CAN L	
POS	FUNZIONE										
15	+ 30										
12	GND										
11	CAN H										
9	CAN L										

FUNZIONI - FUNCTIONS

1	VOL+
2	VOL —
3	SEEK + / traccia avanti / track up
4	SEEK — / traccia indietro/ track down
5	Source
6	Funzione telefono / Phone function

PRODOTTI SUGGERITI - SUGGESTED PRODUCTS

LOGICAN - UNICAN - UNICO DUAL - SLIMCAN - SLIMKEY - MULTICAN - UNIKA - MAESTRO