

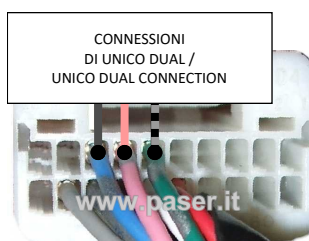


	<b>TOYOTA AVENSIS</b> 	<b>2004&gt;</b> <b>PROTOCOLLO RESISTIVO</b>  <b>2004&gt;</b> <b>RESISTIVE PROTOCOL</b>
			

**POSIZIONE CONNETTORE: VANO AUTORADIO - CONNECTOR LOCATION: CAR RADIO SLOT**

DIETRO L'AUTORADIO SI TROVANO I CONNETTORI RADIO OEM.  
I CONNETTORI COINVOLTI SONO 3, DUE SONO  
ALIMENTAZIONI E CASSE, IL TERZO È UN  
CONNETTORE 20 VIE COME DA IMMAGINE A LATO.

BEHIND THE CAR RADIO THERE ARE RADIO OEM CONNECTORS.  
CONNECTORS IN OBJECT ARE 3: TWO OF THESE ARE  
POWER SUPPLYING CONNECTORS, THE LAST ONE IS  
A 20 POLES CONNECTOR AS THE IMAGE BESIDE.


**COMANDI A VOLANTE - STEERING WHEEL CONTROLS**

**FUNZIONI - FUNCTIONS**

<b>1</b>	<b>VOL+</b>
<b>2</b>	<b>VOL —</b>
<b>3</b>	<b>SEEK +</b>
<b>4</b>	<b>SEEK -</b>
<b>5</b>	<b>Source</b>

**PRODOTTI SUGGERITI - SUGGESTED PRODUCTS**

UNICOM- UNICO DUAL - SLIMCAN - SLIMKEY - UNIKA - MAESTRO