

	OPEL VIVARO 	2014> PROTOCOLLO RESISTIVO 2014> RESISTIVE PROTOCOL
			

POSIZIONE CONNETTORE: MINI ISO GIALLO - CONNECTOR LOCATION: YELLOW MINI ISO



DIETRO L'AUTORADIO SI TROVA IL CONNETTORE RADIO OEM.
BEHIND THE CAR RADIO THERE IS RADIO OEM CONNECTORS.

LE CONNESSIONI DESCRITTE SI RIFERISCONO ALL'UNICOM RENAULT PASER.
DESCRIBED CONNECTIONS REFER TO PASER UNICOM RENAULT.

IN CASO DI COLORI DIFFERENTI, SEGUIRE LE POSIZIONI.
IF COLOURS ARE NOT RIGHT, PLEASE OBSERVE POSITIONS.



POWER SPEAKERS CONNECTOR -
CONNETTORE ALTOPARLANTI
POTENZA

**Connessioni Unicom Renault**

1. Filo giallo U.R. con pin 1 (rosa) vettura.
2. Filo rosso/blu U.R. con pin 2 (viola) vettura.
3. Filo giallo/rosso U.R. con pin 3 (bianco) vettura.
4. Filo giallo/marrone U.R. con pin 4 (verde) vettura.
5. Filo bianco U.R. con pin 7 (arancio) vettura.

Unicom Renault connections

1. Yellow wire U.R. with pin 1 (pink) of the car.
2. Red/blue wire U.R. with pin 2 (violet) of the car.
3. Yellow/red wire U.R. with pin 3 (white) of the car.
4. Yellow/brown wire U.R. with pin 4 (green) of the car.
5. White wire U.R. with pin 7 (orange) of the car.

COMANDI A VOLANTE - STEERING WHEEL CONTROLS**FUNZIONI - FUNCTIONS**

1	VOL+
2	VOL —
3	SEEK +
4	SEEK —
5	SOURCE
6	MUTE
7	TASTO TELEFONO / PHONE BUTTON

PRODOTTI SUGGERITI - SUGGESTED PRODUCTS

UNICOM RENAULT