






	<div>AUDI Q3</div> 	<div>2012> PROTOCOLLO CANBUS 2C</div> <div>2012> 2W CANBUS PROTOCOL</div>		
					

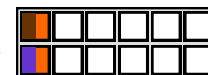
POSIZIONE CONNETTORE: VANO AUTORADIO - CONNECTOR LOCATION: CAR RADIO SLOT

DIETRO L'AUTORADIO SI TROVA IL CONNETTORE FAKRA RADIO OEM.

BEHIND THE CAR RADIO THERE IS THE FAKRA RADIO OEM CONNECTOR.

IL CAN HIGH E' IL FILO ARANCIO/VIOLA.
IL CAN LOW E' IL FILO ARANCIO/MARRONE.


CAN HIGH IS THE ORANGE/VIOLET WIRE.
CAN LOW IS THE ORANGE/BROWN WIRE.



COMANDI A VOLANTE - STEERING WHEEL CONTROLS

CONNESSIONE ALTERNATIVA
SOTTO LO STERZO VEDERE FIGURA SOTTO

OTHER POSSIBLE CONNECTION:
UNDER THE STEERING WHEEL COMMANDS
AS IN THE FIGURE HERE BELOW.



FUNZIONI - FUNCTIONS

1	VOL+
2	VOL —
3	SEEK + / traccia avanti / track up
4	SEEK — / traccia indietro / track down
5	Tasto Telefono / phone button

Attenzione! Il profilo auto non viene riconosciuto automaticamente, contattare Paser.
Warning! Car profile has not been recognized automatically, please contact Paser.

PRODOTTI SUGGERITI - SUGGESTED PRODUCTS

LOGICAN - UNICAN - UNICO DUAL - SLIMCAN - SLIMKEY - MULTICAN - UNIKA