






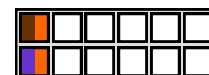
	<div>AUDI A3</div> 	<div>2013&gt; PROTOCOLLO CANBUS 2C</div> <div>2013&gt; 2W CANBUS PROTOCOL</div>		
 <div>OEM Direct Control</div>	 <div>POSITIVE IGNITION OUTPUT</div>	 <div>SPEEDPULSE OUTPUT</div>	 <div>LIGHT OUTPUT</div>	 <div>REVERSE GEAR OUTPUT</div>	 <div>HANDBRAKE OUTPUT</div>

#### POSIZIONE CONNETTORE: VANO RADIO - CONNECTOR LOCATION: RADIO SLOT

DIETRO L'AUTORADIO SI TROVA IL CONNETTORE FAKRA RADIO OEM.  
BEHIND THE CAR RADIO THERE IS THE FAKRA RADIO OEM CONNECTOR.

IL CAN HIGH E' IL FILO ARANCIO / VIOLA.  
CAN HIGH IS THE ORANGE / VIOLET WIRE.

IL CAN LOW E' IL FILO ARANCIO / MARRONE.  
CAN LOW IS THE ORANGE / BROWN WIRE.



#### COMANDI A VOLANTE - STEERING WHEEL CONTROLS



#### FUNZIONI - FUNCTIONS

1	VOL+
2	VOL —
3	SEEK +
4	SEEK —
5	Funzione telefono / Phone function

#### PRODOTTI SUGGERITI - SUGGESTED PRODUCTS

LOGICAN - UNICAN - UNICO DUAL - SLIMCAN - SLIMKEY - MULTICAN - UNIKA - MAESTRO