











JAGUAR - X TYPE

2004>
RESISTIVE PROTOCOL

| | | | | | | | | | |
|---|---|---|---|---|--|---|---|---|---|
|  |  |  |  |  |  |  |  |  |  |
| O | X | X | X | X | X | X | X | X | X |

SUGGESTED PRODUCTS:
UNICOM - UNICO DUAL - UNIKA - MAESTRO

CONNECTORS LOCATION: CAR RADIO SLOT

**BEHIND THE RADIO THERE ARE OEM
RADIO CONNECTORS.**

**PINK WIRE MUST BE CONNECTED TO THE BLUE / YEL-
LOW, IN THE POSITION 18 OF THE ORIGINAL CONNec-
TOR.**

**IF THE COLOURS ARE DIFFERENT, PLEASE ENSUE THE
WIRES POSITION.**



SIGNAL

Connector view: wires output

STEERING WHEEL



FUNCTIONS

| | | |
|---|--------|-----------------------------|
| 1 | | vol + |
| 2 | | vol - |
| 3 | seek + | track up (ffw long press) |
| 4 | seek - | track down (rwd long press) |
| 5 | | source |

NOTES

ATTENTION: THE PHONE BUTTON ISN'T HANDLED ON THE SAME RESISTIVE LINE;
IT'S A NOT ACQUIRED BUS SIGNAL.