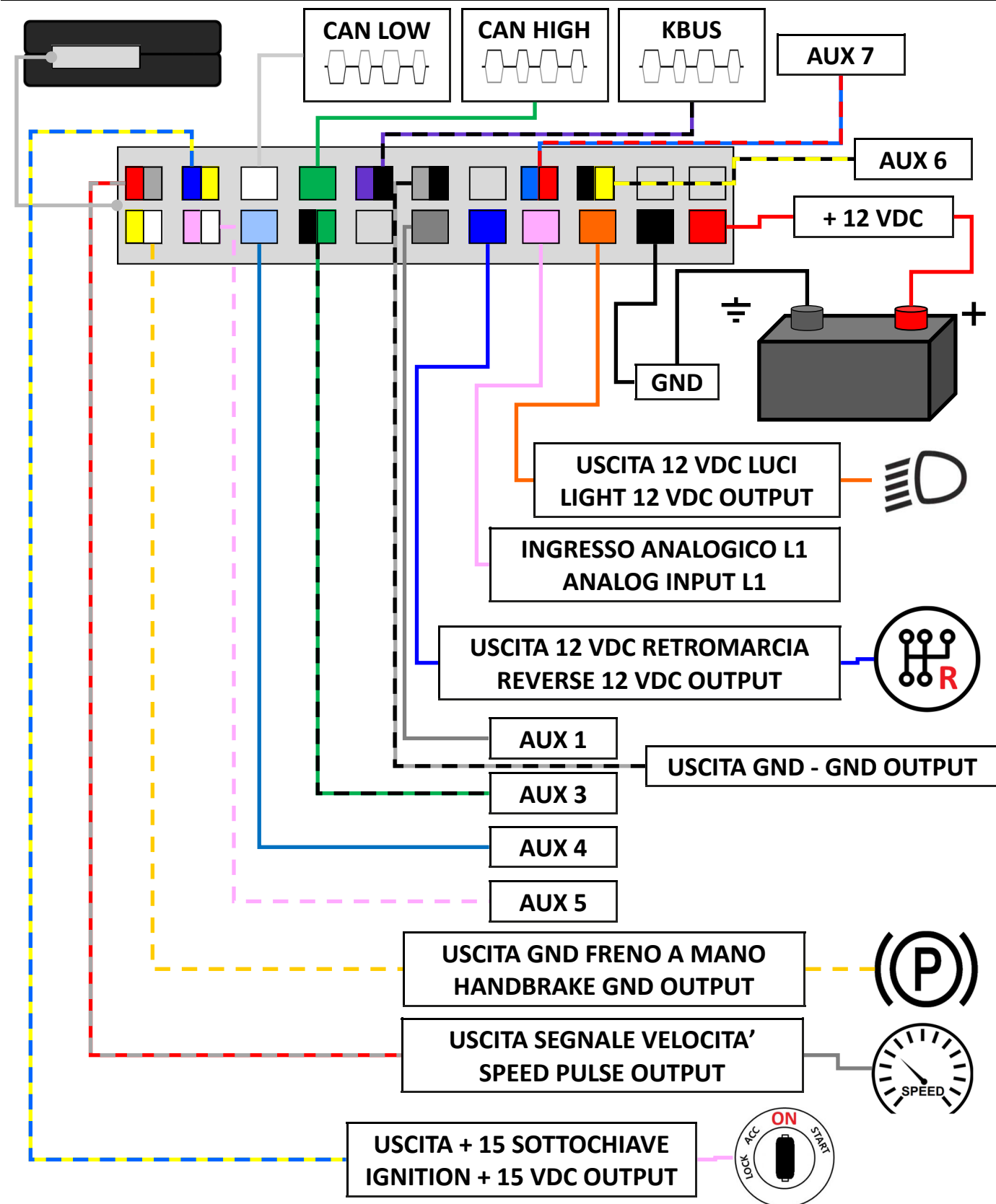
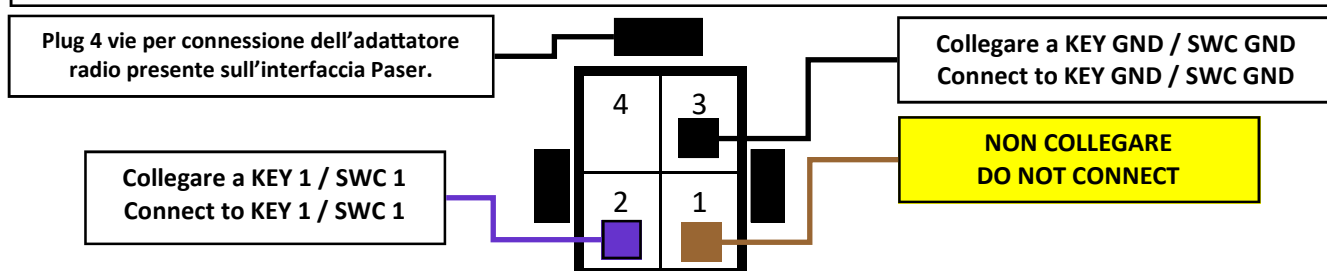

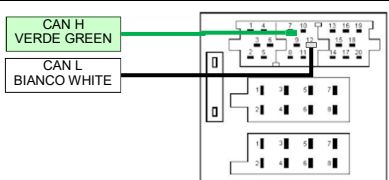
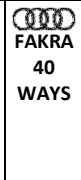
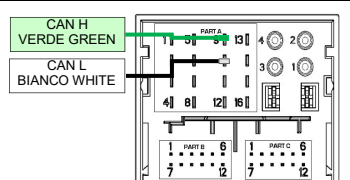
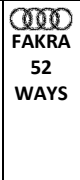
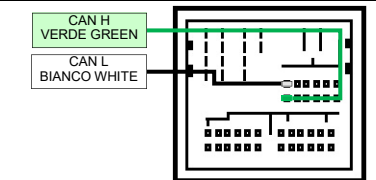




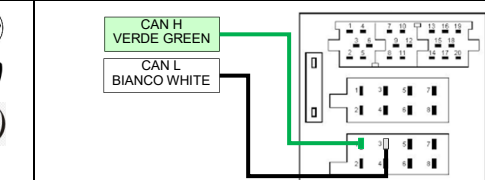




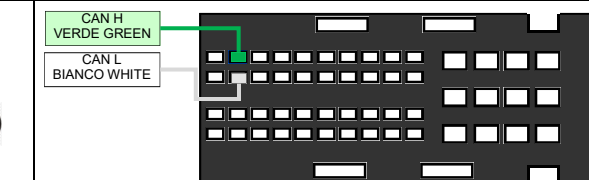

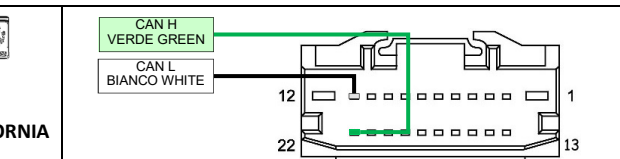

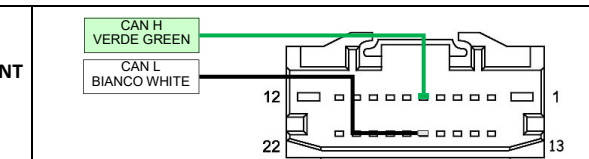

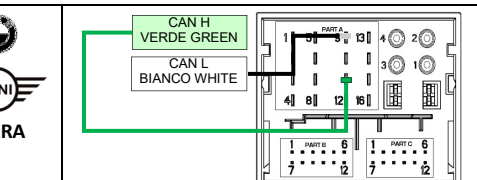

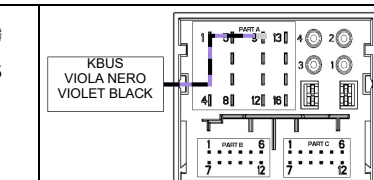
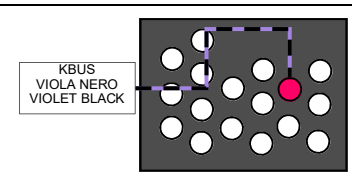


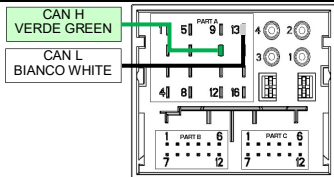

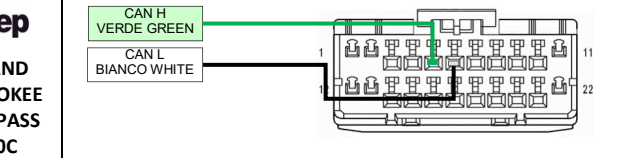


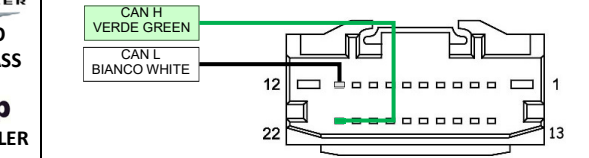



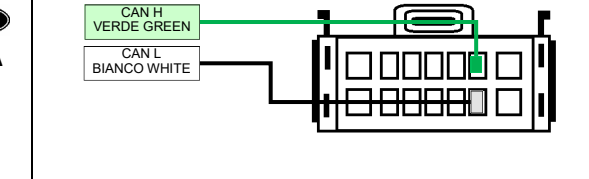

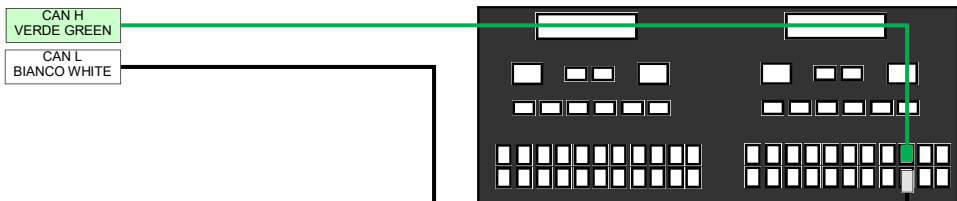



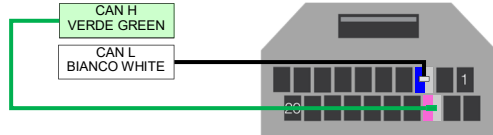

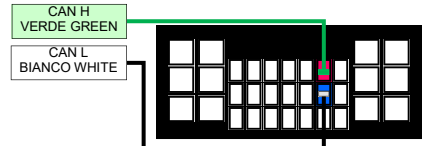

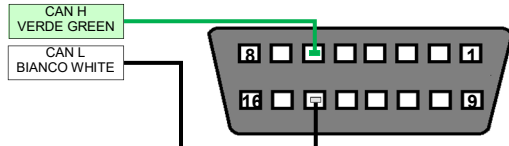
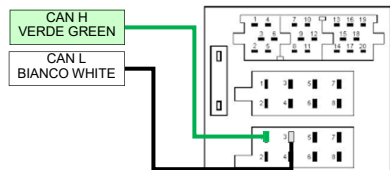

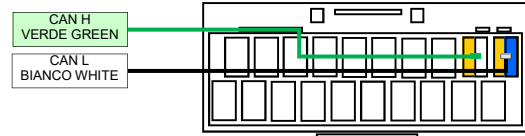

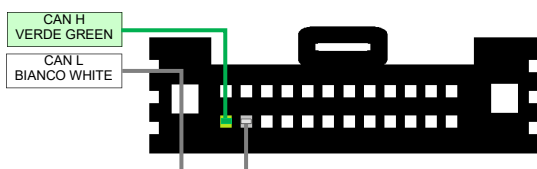

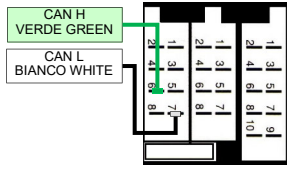

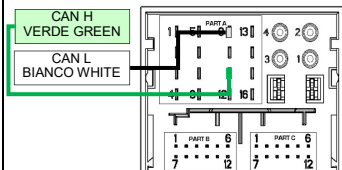

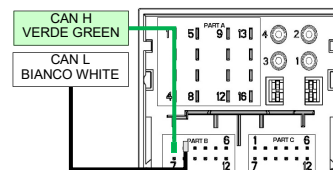

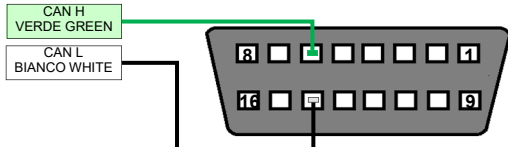

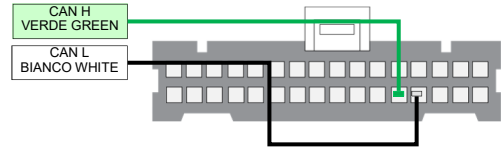

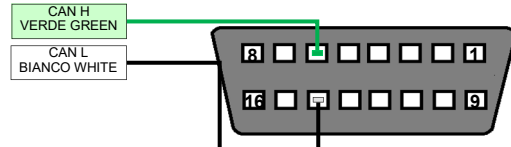

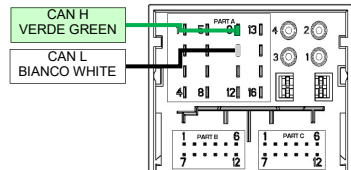
UNICO DUAL	DESCRIZIONE CABLAGGIO	CABLE DESCRIPTION
------------	-----------------------	-------------------


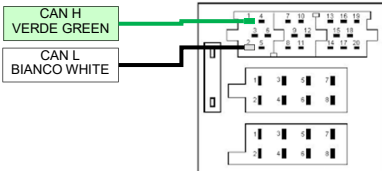

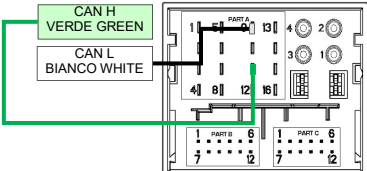

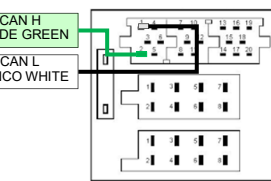

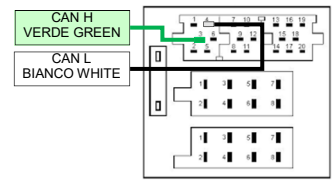

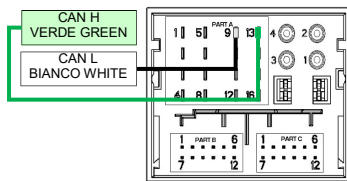


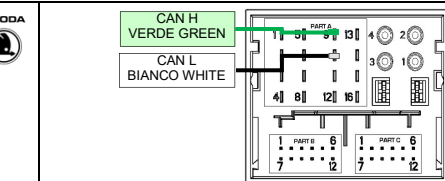


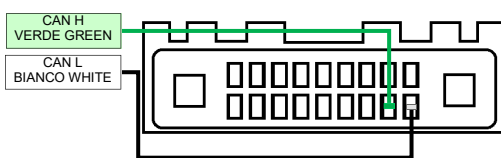



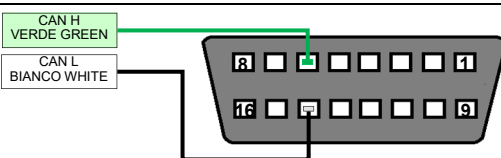


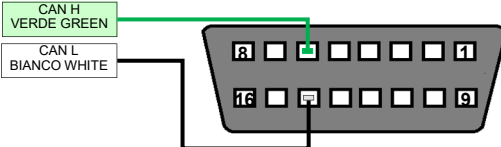







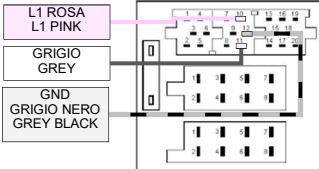

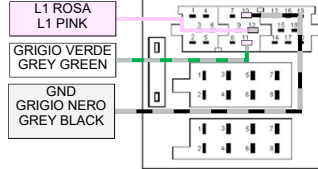

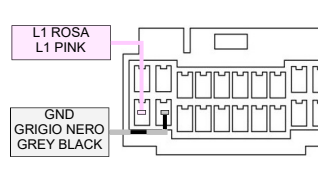

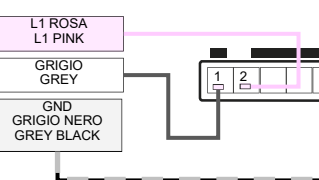

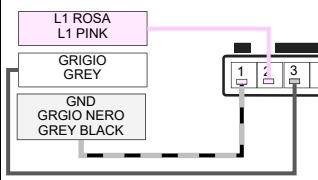

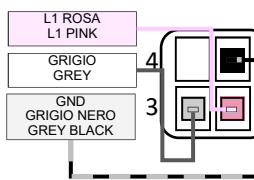

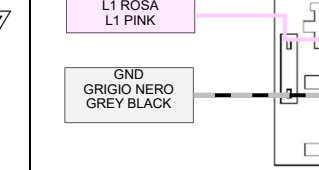

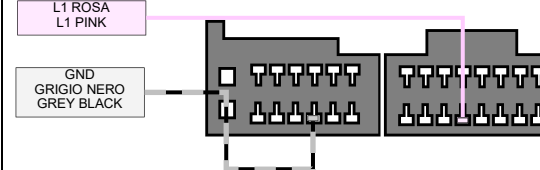

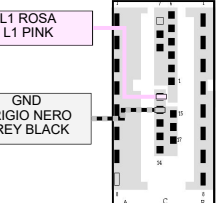

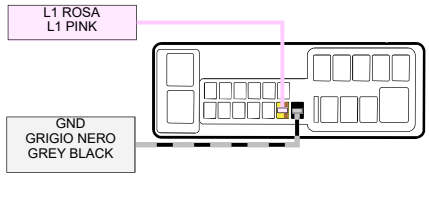

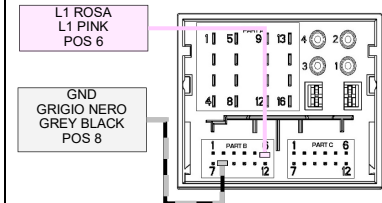

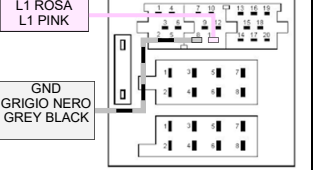

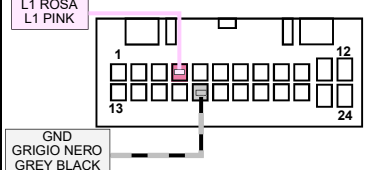

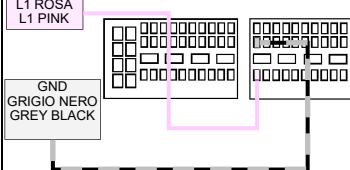

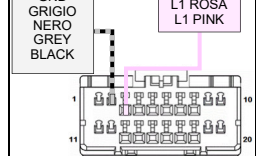

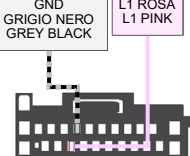



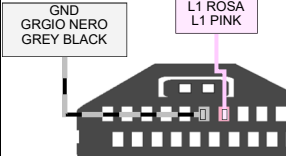

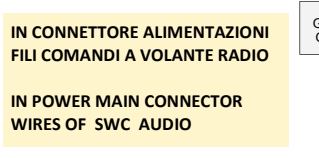

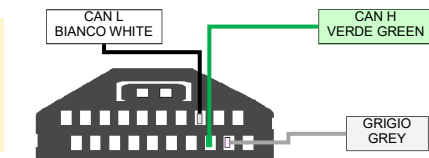

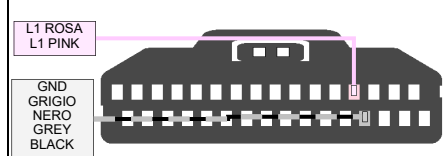

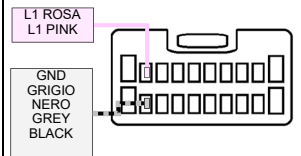

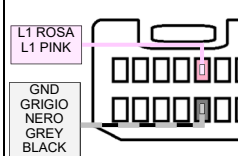
CONNESSIONE A RADIO CON APPRENDIMENTO RESISTIVO - CONNECTIONS TO RADIO WITH RESISTIVE DIRECT MEMORIZING


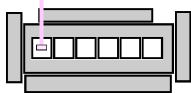

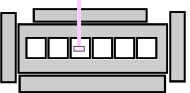

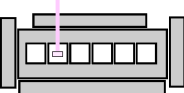

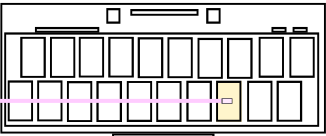

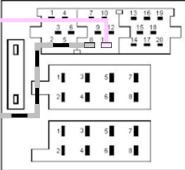

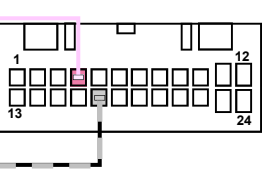

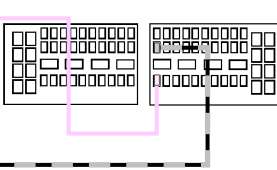

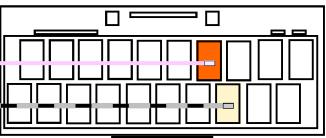

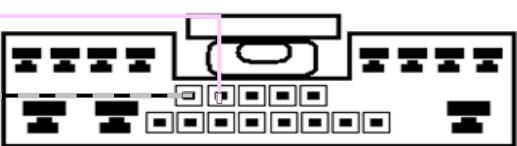



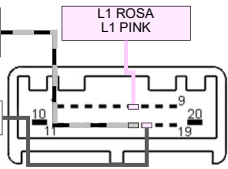

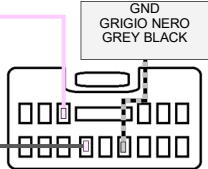

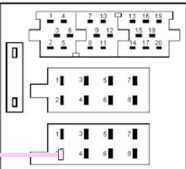

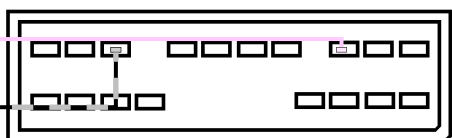



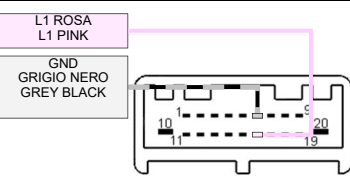

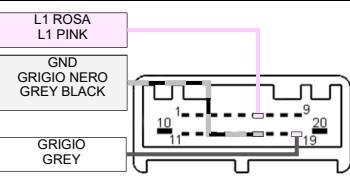

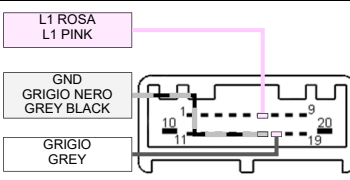

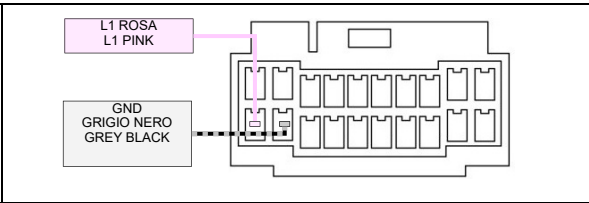

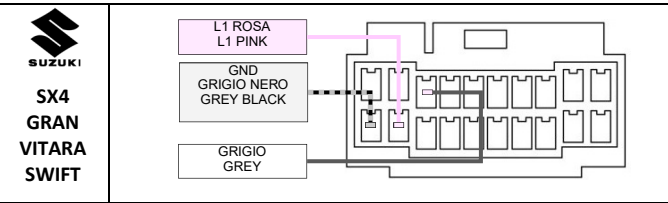

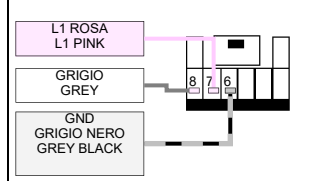

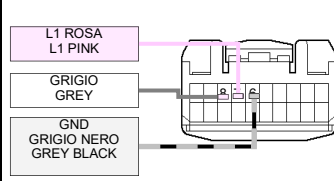

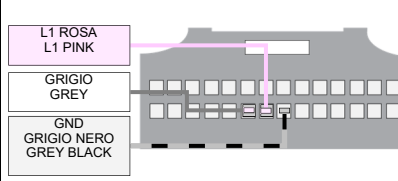
UNICO DUAL CANBUS		CONNESSIONI (VISTA CONNETTORI USCITA FILI) NON COLLEGARE I CAVI PRESENTI SUL CABLAGGIO NON CITATI NEGLI SCHEMI		CONNECTIONS (WIRES EXIT VIEW) DO NOT CONNECT WIRES PRESENT ON THE HARNESS BUT NOT MENTIONED IN THE DIAGRAMS	
 ISO					
I CONNETTORI SONO NEL VANO RADIO			CONNECTORS ARE LOCATED IN THE RADIO SLOT		
   		   			
I CONNETTORI SONO NEL VANO RADIO			CONNECTORS ARE LOCATED IN THE RADIO SLOT		
 CALIFORNIA		 FREEMONT			
I CONNETTORI SONO NEL VANO RADIO			CONNECTORS ARE LOCATED IN THE RADIO SLOT		
 FAKRA		 KBUS			
I CONNETTORI SONO NEL VANO RADIO			CONNECTORS ARE LOCATED IN THE RADIO SLOT		
  FAKRA					
I CONNETTORI SONO NEL VANO RADIO			CONNECTORS ARE LOCATED IN THE RADIO SLOT		
 GRAND CHEROKEE COMPASS 300C		 NITRO COMPASS  WRANGLER			
I CONNETTORI SONO NEL VANO RADIO			CONNECTORS ARE LOCATED IN THE RADIO SLOT		
 SMAX - CMAX - FOCUS - KUGA - TOURNEO MONDEO - TRANSIT		 FIESTA 2008			
I CONNETTORI SONO NEL VANO RADIO			CONNECTORS ARE LOCATED IN THE RADIO SLOT		
 TRANSIT 2018					
I CONNETTORI SONO NEL VANO RADIO			CONNECTORS ARE LOCATED IN THE RADIO SLOT		

UNICO DUAL CANBUS		CONNESSIONI (VISTA CONNETTORI USCITA FILI) NON COLLEGARE I CAVI PRESENTI SUL CABLAGGIO NON CITATI NEGLI SCHEMI		CONNECTIONS (WIRES EXIT VIEW) DO NOT CONNECT WIRES PRESENT ON THE HARNESS BUT NOT MENTIONED IN THE DIAGRAMS	
<div> CRV CIVIC 2013</div>	<div></div>				
I CONNETTORI SONO NEL VANO RADIO			CONNECTORS ARE LOCATED IN THE RADIO SLOT		
<div> ix20 ix40</div>	<div></div>	<div> ix20 ix40 OBD</div>	<div></div>		
IL CONNETTORE E' SOTTO IL CRUSCOTTO DIETRO LA PARATIA DI PLASTICA NEI PRESSI DELLO STERZO CONNECTOR IS UNDER THE DASHBOARD NEAR STEERING WHEEL, BACK A PLASTIC COVER		CONNETTORE OBD		OBD CONNECTOR	
<div>IVECO DAILY 2019</div>	<div></div>				
I CONNETTORI SONO NEL VANO RADIO			CONNECTORS ARE LOCATED IN THE RADIO SLOT		
<div> RANGE ROVER FREELANDER 2</div>	<div></div>	<div> EVOQUE</div>	<div></div>		
I CONNETTORI SONO NEL VANO RADIO			CONNECTORS ARE LOCATED IN THE RADIO SLOT		
<div> ISO</div>	<div></div>	<div> FAKRA</div>	<div></div>	<div> FAKRA E - SLK OLD</div>	<div></div>
I CONNETTORI SONO NEL VANO RADIO			CONNECTORS ARE LOCATED IN THE RADIO SLOT		
<div> SPRINTER 2019 W907</div>	<div></div>				
I CAVI CANBUS SONO NEL CONNETTORE OBD LATO GUIDA			CANBUS VIRES ARE IN THE OBD PLUG DRIVER SIDE		
<div> Qashqai 2014 / 2018</div>	<div></div>	<div> Qashqai 2014 / 2018</div>	<div></div>		
IL CONNETTORE E' SOTTO IL CRUSCOTTO DIETRO LA PARATIA DI PLASTICA NEI PRESSI DELLO STERZO INSERIRE RESISTENZA DA 180 IN SERIE AL FILI CANBUS CONNECTOR IS UNDER THE DASHBOARD NEAR STEERING WHEEL, BACK A PLASTIC COVER INSERT A 180 OHM RESISTOR IN SERIES TO THE CANBUS WIRES		CONNETTORE OBD		OBD CONNECTOR	
<div> CANBUS 2 WIRES</div>	<div></div>				
I CONNETTORI SONO NEL VANO RADIO			CONNECTORS ARE LOCATED IN THE RADIO SLOT		

UNICO DUAL CANBUS		CONNESSIONI (VISTA CONNETTORI USCITA FILI) NON COLLEGARE I CAVI PRESENTI SUL CABLAGGIO NON CITATI NEGLI SCHEMI		CONNECTIONS (WIRES EXIT VIEW) DO NOT CONNECT WIRES PRESENT ON THE HARNESS BUT NOT MENTIONED IN THE DIAGRAMS	
 ISO		 FAKRA			
I CONNETTORI SONO NEL VANO RADIO		CONNECTORS ARE LOCATED IN THE RADIO SLOT			
 ISO 1		 ISO 2		 FAKRA	
I CONNETTORI SONO NEL VANO RADIO		CONNECTORS ARE LOCATED IN THE RADIO SLOT			
 SEAT 		 SEAT 			
I CONNETTORI SONO NEL VANO RADIO		CONNECTORS ARE LOCATED IN THE RADIO SLOT			
 MOD 1		 MOD 2			
I CONNETTORI SONO NEL VANO RADIO		CONNECTORS ARE LOCATED IN THE RADIO SLOT			
 TOYOTA					
		CONNETTORE OBD		OBD CONNECTOR	
 MOD 1		 MOD 2			
I CONNETTORI SONO NEL VANO RADIO		CONNECTORS ARE LOCATED IN THE RADIO SLOT			

UNICO DUAL ANALOGUE		CONNESSIONI (VISTA CONNETTORI USCITA FILI) NON COLLEGARE I CAVI PRESENTI SUL CABLAGGIO NON CITATI NEGLI SCHEMI		CONNECTIONS (WIRES EXIT VIEW) DO NOT CONNECT WIRES PRESENT ON THE HARNESS BUT NOT MENTIONED IN THE DIAGRAMS	
 Panda Marea Barchetta		 147 156 GT GTV DUCATO MULTIPLA		 16	
I CONNETTORI SONO NEL VANO RADIO			CONNECTORS ARE LOCATED IN THE RADIO SLOT		
 >2002		 >2002		 >2002	
I CONNETTORI SONO NEL VANO STERZO			CONNECTORS ARE LOCATED BELOW THE STEERING WHEEL		
 ISO		 OEM			
I CONNETTORI SONO NEL VANO RADIO			CONNECTORS ARE LOCATED IN THE RADIO SLOT		
 OLD		 OEM		 FAKRA	
I CONNETTORI SONO NEL VANO RADIO			CONNECTORS ARE LOCATED IN THE RADIO SLOT		
 ISO		 OEM >2018		 OEM 2019	
I CONNETTORI SONO NEL VANO RADIO			CONNECTORS ARE LOCATED IN THE RADIO SLOT		
 S2000 (09)		 ACCORD (08) INSIGHT (07)		 FRV	
I CONNETTORI SONO NEL VANO RADIO			CONNECTORS ARE LOCATED IN THE RADIO SLOT		
 CIVIC CRV JAZZ 2007					
I CONNETTORI SONO NEL VANO RADIO			CONNECTORS ARE LOCATED IN THE RADIO SLOT		
 HRV 2019					
I CONNETTORI SONO NEL VANO RADIO			CONNECTORS ARE LOCATED IN THE RADIO SLOT		
 PAJERO		 OUTLANDER ASX LANCER		 L200	
I CONNETTORI SONO NEL VANO RADIO			CONNECTORS ARE LOCATED IN THE RADIO SLOT		

UNICO DUAL ANALOGUE		CONNESSIONI (VISTA CONNETTORI USCITA FILI) NON COLLEGARE I CAVI PRESENTI SUL CABLAGGIO NON CITATI NEGLI SCHEMI		CONNECTIONS (WIRES EXIT VIEW) DO NOT CONNECT WIRES PRESENT ON THE HARNESS BUT NOT MENTIONED IN THE DIAGRAMS	
 GRAND CHEROKEE	 INTERROMPERE FILO POSIZIONE 1 E COLLEGARE IL ROSA	 CHEROKEE	 INTERROMPERE FILO POSIZIONE 3 E COLLEGARE IL ROSA	 VOYAGER	 INTERROMPERE FILO POSIZIONE 2 E COLLEGARE IL ROSA
	I CONNETTORI SONO NEL SOTTO LO STERZO CONNECTORS ARE LOCATED DOWN THE STEERING WHEEL				
	 I CONNETTORI SONO NEL VANO RADIO CONNECTORS ARE LOCATED IN THE RADIO SLOT				
 ISO	 L1 ROSA L1 PINK GND GRIGIO NERO GREY BLACK	 OEM >2018	 L1 ROSA L1 PINK GND GRIGIO NERO GREY BLACK	 OEM 2019	 L1 ROSA L1 PINK GND GRIGIO NERO GREY BLACK
	I CONNETTORI SONO NEL VANO RADIO CONNECTORS ARE LOCATED IN THE RADIO SLOT				
 RANGE ROVER FREELANDER 2	 L1 ROSA L1 PINK GND GRIGIO NERO GREY BLACK				
I CONNETTORI SONO NEL VANO RADIO CONNECTORS ARE LOCATED IN THE RADIO SLOT					
	 L1 ROSA L1 PINK GND GRIGIO NERO GREY BLACK				
I CONNETTORI SONO NEL VANO RADIO CONNECTORS ARE LOCATED IN THE RADIO SLOT					
 ISO	 L1 ROSA L1 PINK GRIGIO GREY GND GRIGIO NERO GREY BLACK	 JUKE QASHQAI XTRAIL	 L1 ROSA L1 PINK GRIGIO GREY GND GRIGIO NERO GREY BLACK	 PATHFINDER	 L1 ROSA L1 PINK GRIGIO GREY GND GRIGIO NERO GREY BLACK
	I CONNETTORI SONO NEL VANO RADIO CONNECTORS ARE LOCATED IN THE RADIO SLOT				
 ISO	 L1 ROSA L1 PINK				
I CONNETTORI SONO NEL VANO RADIO CONNECTORS ARE LOCATED IN THE RADIO SLOT					
 KYRON ACTYON KODANDO	 L1 ROSA L1 PINK GND GRIGIO NERO GREY BLACK				
I CONNETTORI SONO NEL VANO RADIO CONNECTORS ARE LOCATED IN THE RADIO SLOT					

UNICO DUAL ANALOGUE		CONNESSIONI (VISTA CONNETTORI USCITA FILI) NON COLLEGARE I CAVI PRESENTI SUL CABLAGGIO NON CITATI NEGLI SCHEMI		CONNECTIONS (WIRES EXIT VIEW) DO NOT CONNECT WIRES PRESENT ON THE HARNESS BUT NOT MENTIONED IN THE DIAGRAMS	
 SUBARU IMPREZA FORESTER OUTBACK		 SUBARU OUTBACK LEGACY 2012		 SUBARU IMPREZA FORESTER OUTBACK	
	I CONNETTORI SONO NEL VANO RADIO		CONNECTORS ARE LOCATED IN THE RADIO SLOT		
 SUZUKI SX4 GRAN VITARA SWIFT		 SUZUKI SX4 GRAN VITARA SWIFT			
	I CONNETTORI SONO NEL VANO RADIO		CONNECTORS ARE LOCATED IN THE RADIO SLOT		
 TOYOTA MODE 1		 TOYOTA MODE 2		 TOYOTA MODE 3	
	I CONNETTORI SONO NEL VANO RADIO		CONNECTORS ARE LOCATED IN THE RADIO SLOT		

Le informazioni riportate in questo manuale e nei suoi allegati sono puramente a scopo informativo pertanto possono subire modifiche senza preavviso. Al momento della pubblicazione le informazioni risultano corrette ed attendibili. Tuttavia Paser non può essere ritenuta responsabile per eventuali conseguenze derivanti da errori, omissioni o incongruenze del presente manuale e dei suoi allegati (ad. es. per l'eventuale mancato recupero di configurazioni audio originali dei veicoli). Paser si riserva il diritto di migliorare/modificare il prodotto o il manuale senza l'obbligo di notifica agli utenti.

Information in this guide and its attachments are for information purposes only, therefore, they are subject to change without notice. At the time of publication the information is correct and reliable. However Paser can not be held responsible for any consequences resulting from errors, omissions or incongruence of this manual (for ex. missed audio configuration back-up of the vehicles). Paser reserves the right to improve / change the product or manual without obligation to notify users.