

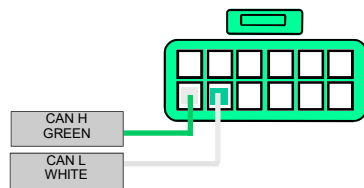
CANBUS CONNECTIONS (SEEN FROM CABLE OUPUT OF CONNECTORS)

UNIKA rev 1.0 2020



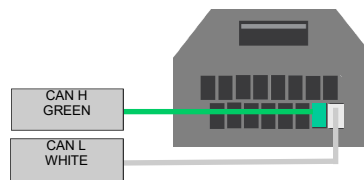
V70

BUTTONS	+	-	◀	▶
FUNCTIONS	1	2	4	3



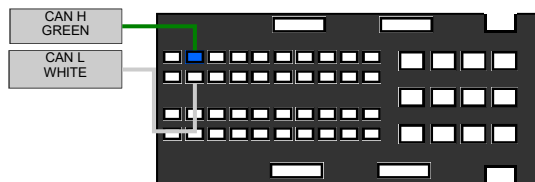
V40 2013

CONNECTORS ARE BACK THE RADIO

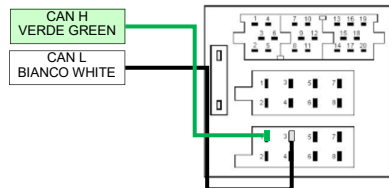


IVECO

CONNECTORS ARE BACK THE RADIO



DAILY 2019 - 2020



DAILY 2015

The information in this guide and in its attaches are purely for information purposes, therefore, are subject to change without notice. At the time of publication the information is correct and reliable. However Paser can not be held responsible for any consequences resulting from errors, omissions or incongruence in this manual (for ex. according to missed audio configuration back-up of the vehicles). Paser reserves the right to improve / change the product or manual without obligation to notify users.

CANBUS CONNECTIONS (SEEN FROM CABLE OUPUT OF CONNECTORS)

UNIKA rev 1.0 2020



ALFA ROMEO
159 - BRERA - SPIDER

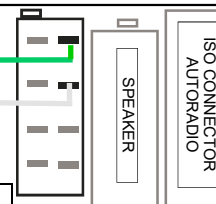
GRANDE PUNTO
IDEA - CROMA - STILO - BRAVO - 500

LANCIA YPSILON - DELTA

FERRARI 599

CAN H
GREEN

CAN L
WHITE



TASTI	+	-	▲	▼	▲	▼	⚡	SCR
FUNZIONI	1	2	3	4	6	5	8	7



ALFA ROMEO
MITO (UCONNECT)
GIULIETTA (UCONNECT)


FIAT
500L - PANDA (UCONNECT) - TIPO

FERRARI CALIFORNIA T

CONNECTORS ARE BACK THE RADIO

CAN H
GREEN

CAN L
WHITE

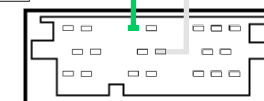


AUDI
A3 A4 A5 A6 TT Q7

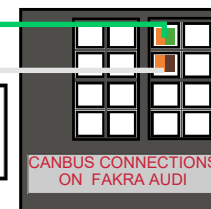
CAN H
GREEN

CAN L
WHITE

BUTTONS	+	▲	▼	▲	▼
FUNCTIONS	1	2	3	4	



CANBUS CONNECTIONS
ON ISO AUDI

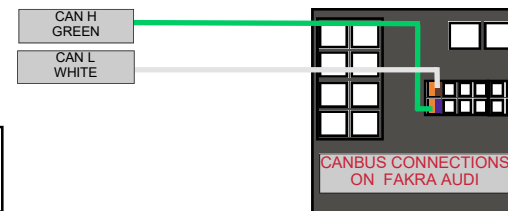


AUDI
A1 Q3

CAN H
GREEN

CAN L
WHITE

CONNECTORS ARE BACK THE
RADIO

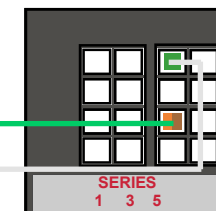


SERIES
1 3 5
SERIE 5 GT 2010

BUTTONS	+	-	▲	▼
FUNCTIONS	1	2	3	4

CAN H
GREEN

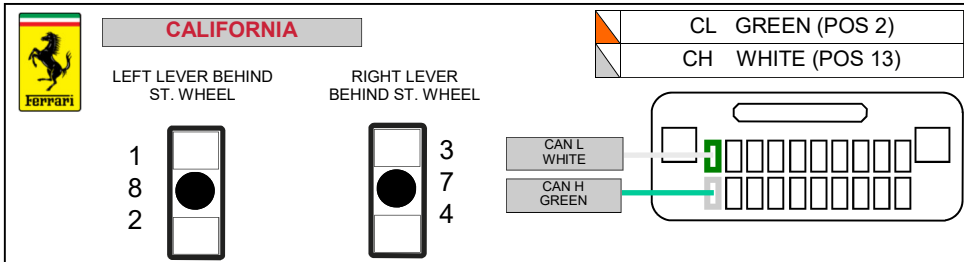
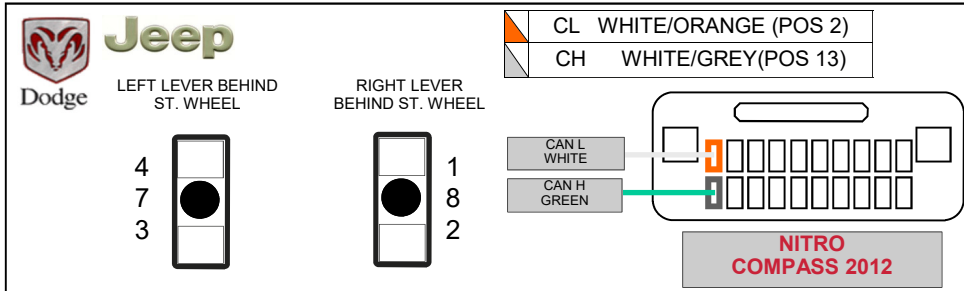
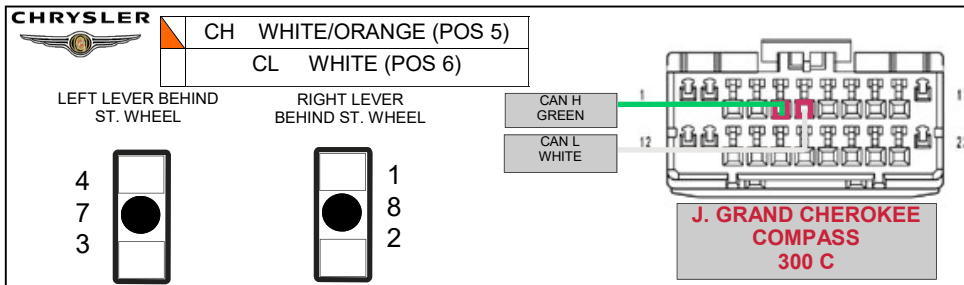
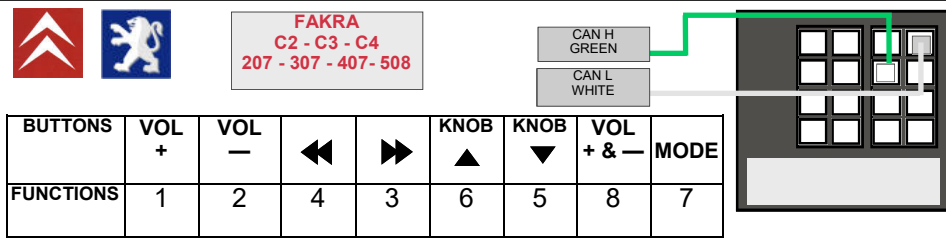
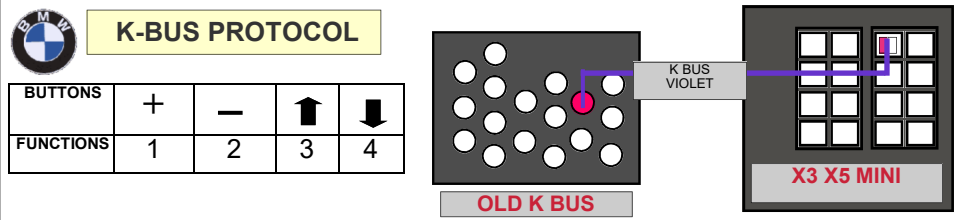
CAN L
WHITE



SERIES
1 3 5

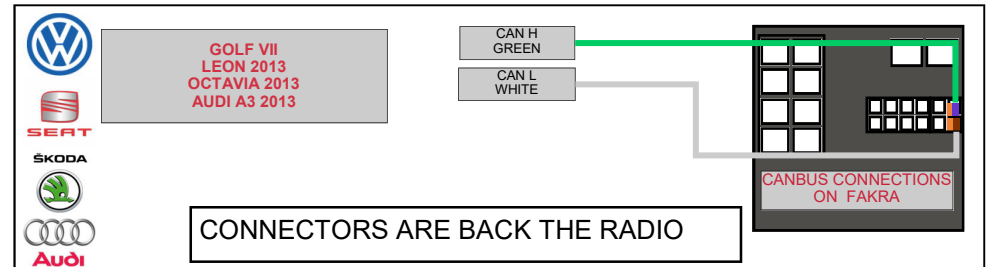
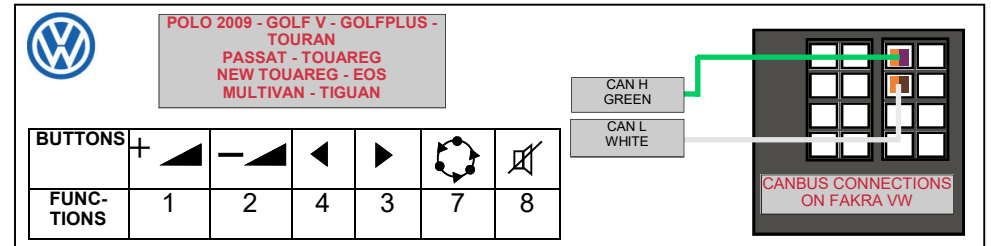
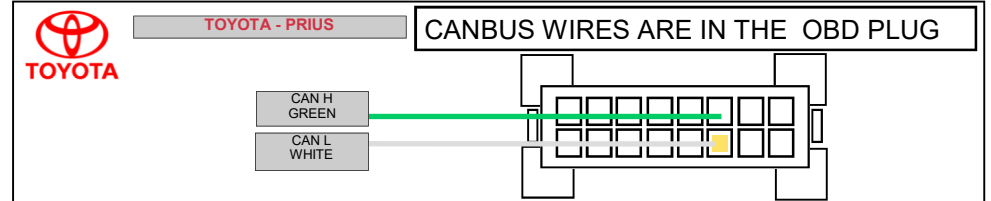
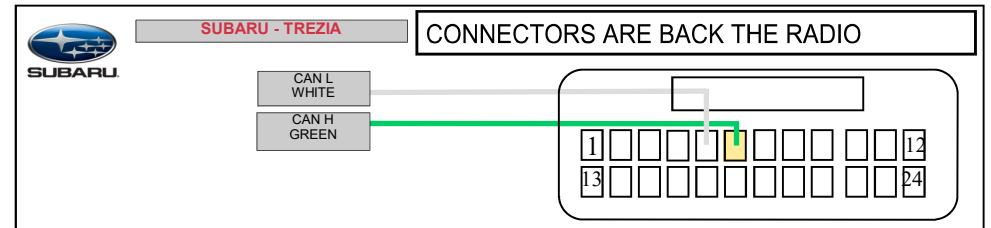
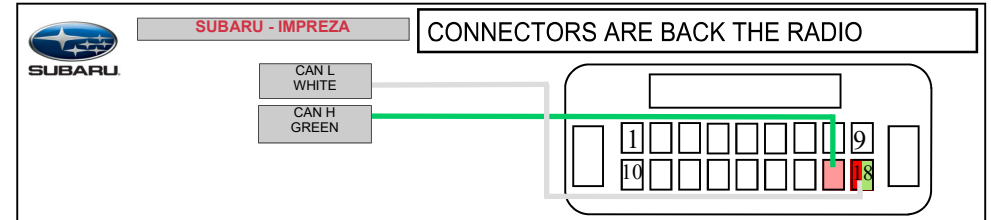
CANBUS CONNECTIONS (SEEN FROM CABLE OUPUT OF CONNECTORS)

UNIKA rev 1.0 2020




CANBUS CONNECTIONS (SEEN FROM CABLE OUPUT OF CONNECTORS)

UNIKA rev 1.0 2020



CANBUS CONNECTIONS (SEEN FROM CABLE OUPUT OF CONNECTORS) UNIKA rev 1.0 2020



MODUS - CLIO - MEGANE
LAGUNA - ESPACE


BUTTONS	+	-	↶	↷	🔊	SCR
FUNCTIONS	1	2	4	3	8	7

KOLEOS

CAN L WHITE
CAN H GREEN

CAN L WHITE
CAN H GREEN

CANBUS CONNECTIONS ON FAKRA RENAULT




ALTEA - CORDOBA - LEON

TASTI	+	↗	↘	↶	↷	🔄	🔊
FUNZIONI	1	2	4	3	7	8	

CAN H GREEN
CAN L WHITE

CANBUS CONNECTIONS ON FAKRA SEAT




OCTAVIA II - YETI - SUPERB

BUTTONS	+	↗	↘	↶	↷	🔄	🔊
FUNC-TIONS	1	2	4	3	7	8	

CAN H GREEN
CAN L WHITE


CANBUS CONNECTIONS ON FAKRA SKODA



FORTWO

GREEN	CH	WHITE / GREEN (POS 6)
WHITE	CL	GREEN (POS 9)

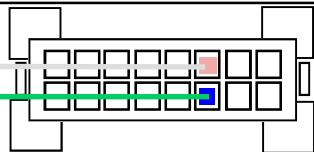
WIRES ARE UNDER THE DASHBOARD NEAR THE STEERING WHEEL




SSANGYONG - KORANDO 2011>

CANBUS WIRES ARE IN THE OBD PLUG

CAN L WHITE
CAN H GREEN



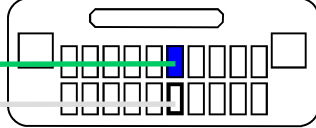
CANBUS CONNECTIONS (SEEN FROM CABLE OUPUT OF CONNECTORS) UNIKA rev 1.0 2020




CONNECTORS ARE BACK THE RADIO

FREEMONT

CAN H GREEN
CAN L WHITE



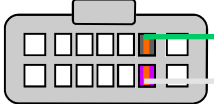


SMAX - CMAX - FOCUS - KUGA - TOURNEO
MONDEO - TRANSIT


CONNECTORS ARE BACK THE RADIO

Fiesta 2008

CAN H GREEN
CAN L WHITE



ford FAKRA

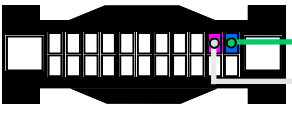


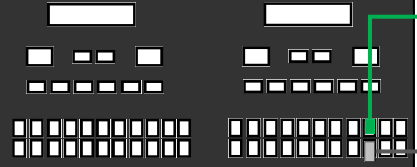
SMAX - CMAX - FOCUS 2011 - ECOSPORT

CONNECTORS ARE BACK THE RADIO


TRANSIT 2018

CAN H GREEN
CAN L WHITE





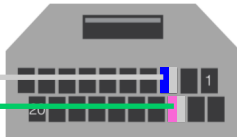
CAN H VERDE GREEN
CAN L BIANCO WHITE




CONNECTORS ARE BACK THE RADIO

CRV 2013

CAN L WHITE
CAN H GREEN

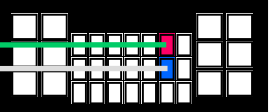





ix20

THE CONNECTOR IS LOCATED DOWN THE DASHBOARD BEHIND A PLASTIC PANEL NEAR THE STEERING WHEEL

CAN H GREEN
CAN L WHITE



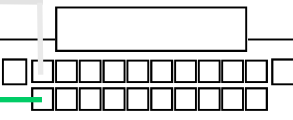


CONNECTORS ARE BACK THE RADIO

WRANGLER

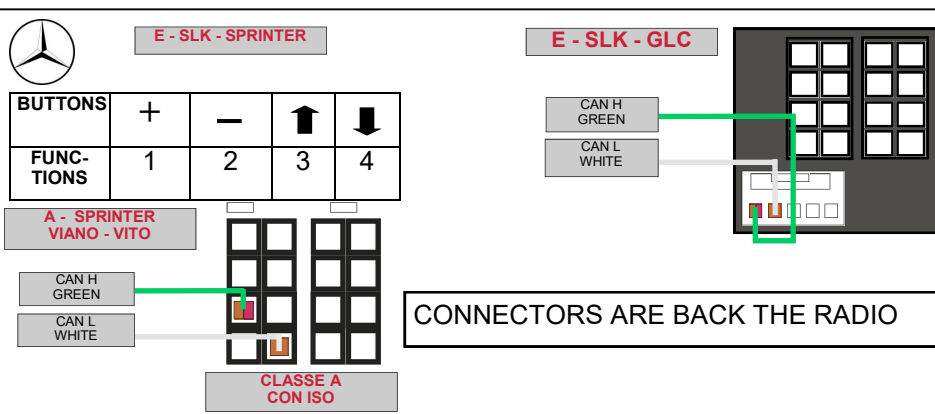
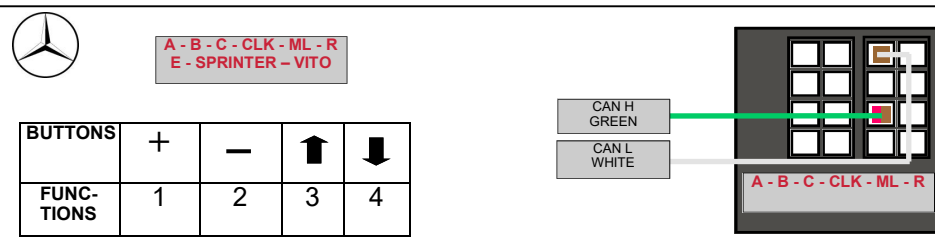
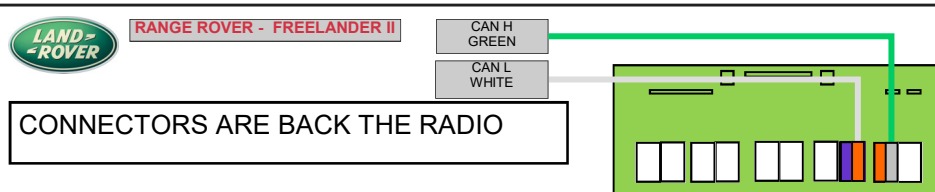
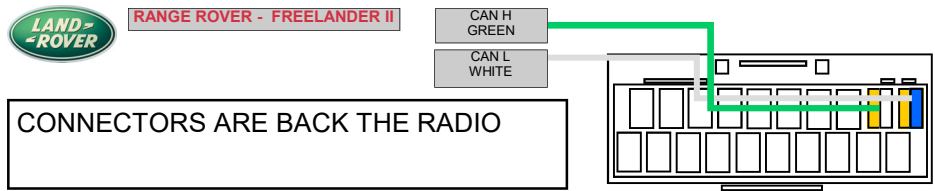
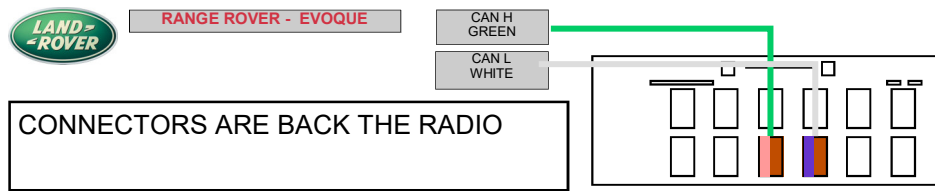
CAN H GREEN
CAN L WHITE

GREEN	CH	WHITE/ORANGE (POS 13)
WHITE	CL	WHITE (POS 2)



CANBUS CONNECTIONS (SEEN FROM CABLE OUPUT OF CONNECTORS)

UNIKA rev 1.0 2020



CANBUS CONNECTIONS (SEEN FROM CABLE OUPUT OF CONNECTORS)

UNIKA rev 1.0 2020

