
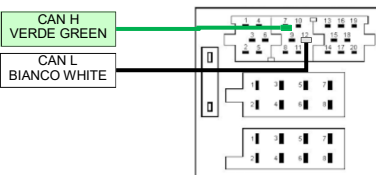

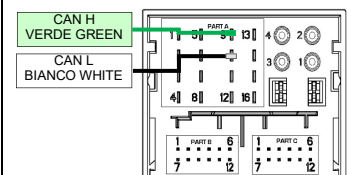

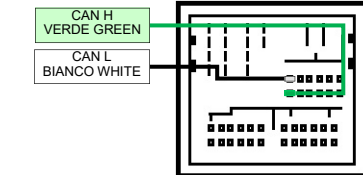




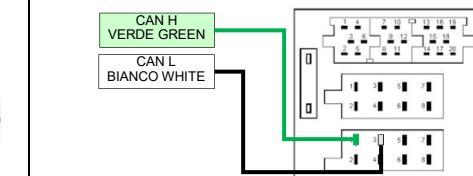






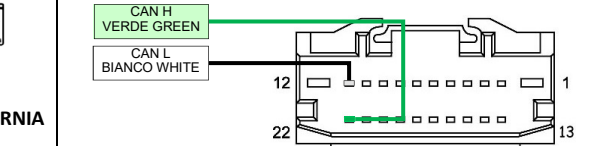

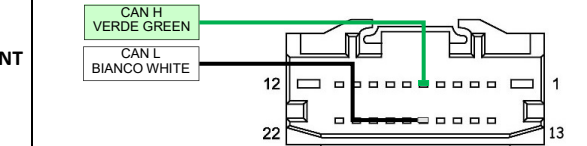

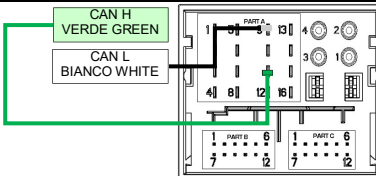


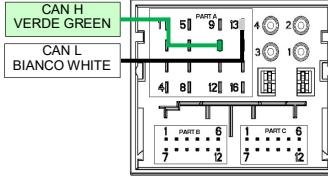

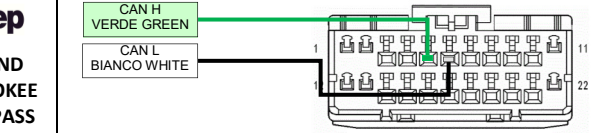

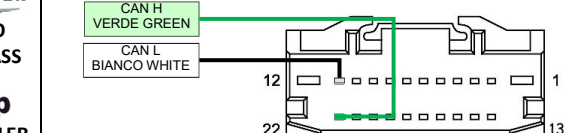

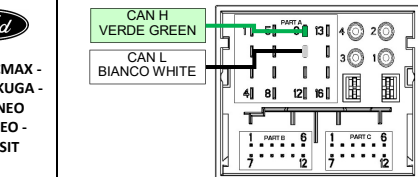

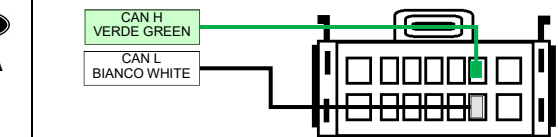

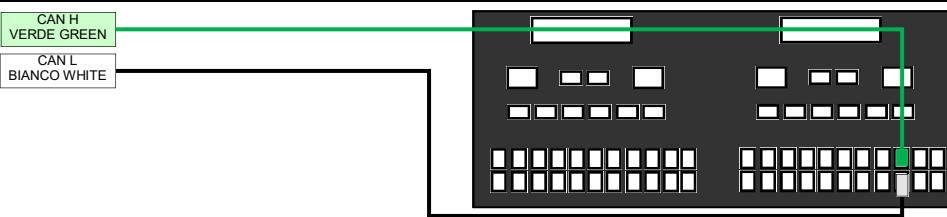



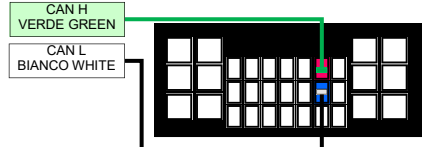
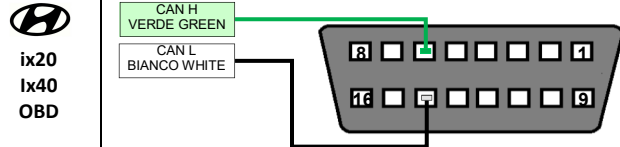
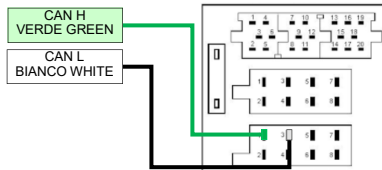

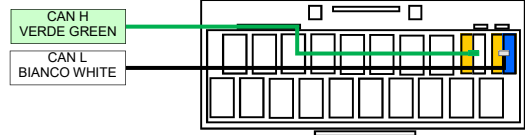
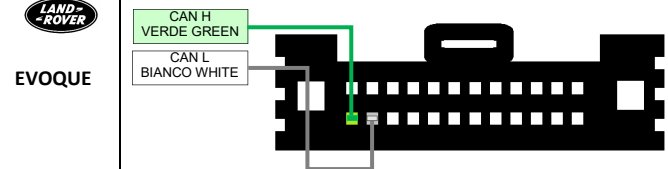

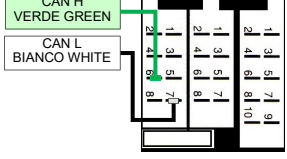
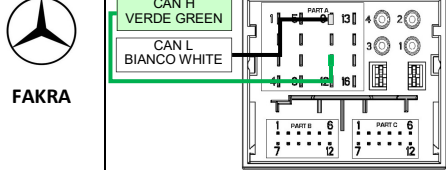
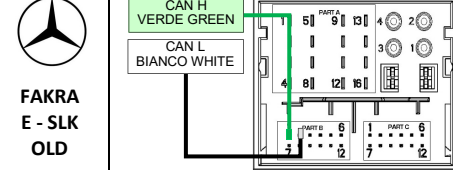

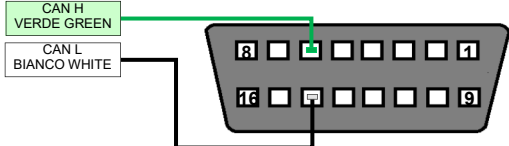

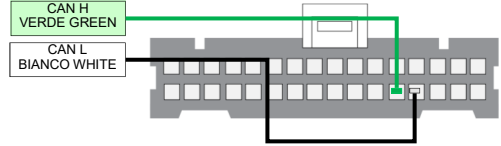


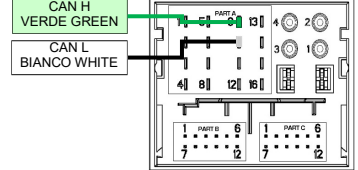
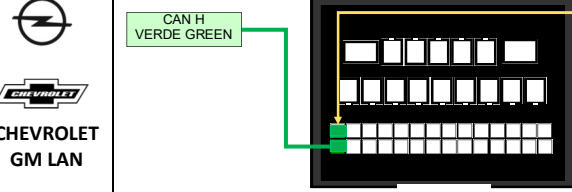

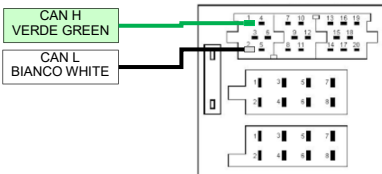

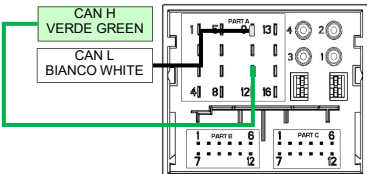

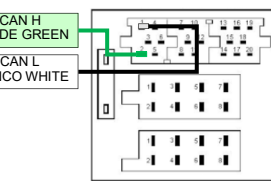

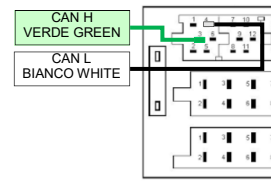

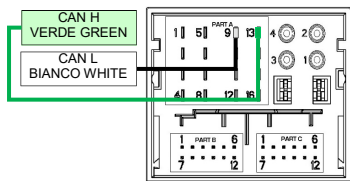

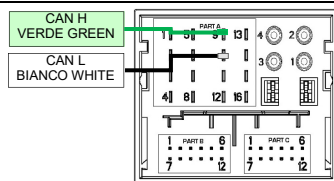

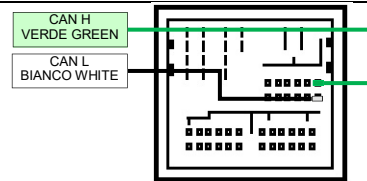

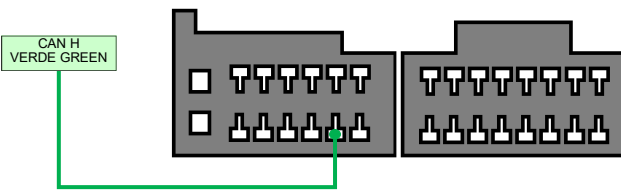

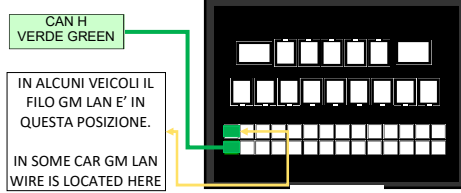

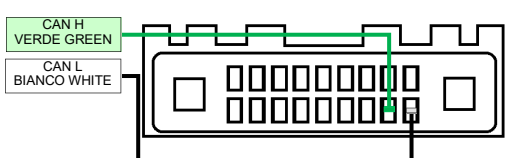

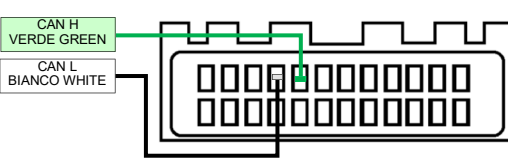

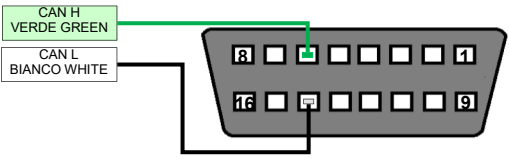

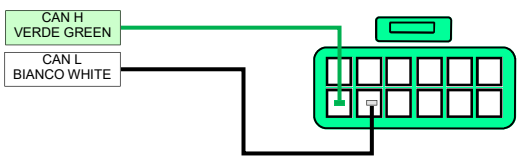




UNICAN		CONNESSIONI (VISTA CONNETTORI USCITA FILI) NON COLLEGARE I CAVI PRESENTI SUL CABLAGGIO NON CITATI NEGLI SCHEMI		CONNECTIONS (WIRES EXIT VIEW) DO NOT CONNECT WIRES PRESENT ON THE HARNESS BUT NOT MENTIONED IN THE DIAGRAMS	
 ISO		 FAKRA 40 WAYS		 FAKRA 52 WAYS	
I CONNETTORI SONO NEL VANO RADIO			CONNECTORS ARE LOCATED IN THE RADIO SLOT		
   		   			
I CONNETTORI SONO NEL VANO RADIO			CONNECTORS ARE LOCATED IN THE RADIO SLOT		
 CALIFORNIA		 FREEMONT			
I CONNETTORI SONO NEL VANO RADIO			CONNECTORS ARE LOCATED IN THE RADIO SLOT		
 FAKRA					
I CONNETTORI SONO NEL VANO RADIO			CONNECTORS ARE LOCATED IN THE RADIO SLOT		
  FAKRA					
I CONNETTORI SONO NEL VANO RADIO			CONNECTORS ARE LOCATED IN THE RADIO SLOT		
 GRAND CHEROKEE COMPASS 300C		 NITRO COMPASS  Jeep WRANGLER			
I CONNETTORI SONO NEL VANO RADIO			CONNECTORS ARE LOCATED IN THE RADIO SLOT		
 SMAX - CMAX - FOCUS - KUGA - TOURNEO MONDEO - TRANSIT		 FIESTA 2008			
I CONNETTORI SONO NEL VANO RADIO			CONNECTORS ARE LOCATED IN THE RADIO SLOT		
 TRANSIT 2018					
I CONNETTORI SONO NEL VANO RADIO			CONNECTORS ARE LOCATED IN THE RADIO SLOT		

UNICAN		CONNESSIONI (VISTA CONNETTORI USCITA FILI) NON COLLEGARE I CAVI PRESENTI SUL CABLAGGIO NON CITATI NEGLI SCHEMI	CONNECTIONS (WIRES EXIT VIEW) DO NOT CONNECT WIRES PRESENT ON THE HARNESS BUT NOT MENTIONED IN THE DIAGRAMS
 <b>CRV</b> <b>2013</b>			
	<b>I CONNETTORI SONO NEL VANO RADIO</b> <b>CONNECTORS ARE LOCATED IN THE RADIO SLOT</b>		
 <b>ix20</b> <b>ix40</b>			
	<b>IL CONNETTORE E' SOTTO IL CRUSCOTTO DIETRO LA PARATIA DI PLASTICA NEI PRESSI DELLO STERZO</b> <b>CONNECTOR IS UNDER THE DASHBOARD NEAR STEERING WHEEL, BACK A PLASTIC COVER</b>	<b>CONNETTORE OBD</b> <b>OBD CONNECTOR</b>	
<b>IVECO</b>  <b>DAILY</b> <b>2019</b>			
	<b>I CONNETTORI SONO NEL VANO RADIO</b> <b>CONNECTORS ARE LOCATED IN THE RADIO SLOT</b>		
 <b>RANGE ROVER</b> <b>FREELANDER 2</b>			
	<b>I CONNETTORI SONO NEL VANO RADIO</b> <b>CONNECTORS ARE LOCATED IN THE RADIO SLOT</b>		
 <b>ISO</b>			
	<b>I CONNETTORI SONO NEL VANO RADIO</b> <b>CONNECTORS ARE LOCATED IN THE RADIO SLOT</b>		
 <b>SPRINTER</b> <b>2019</b> <b>W907</b>			
	<b>I CAVI CANBUS SONO NEL CONNETTORE OBD LATO GUIDA</b> <b>CANBUS WIRES ARE IN THE OBD PLUG DRIVER SIDE</b>		
 <b>NISSAN</b>			
	<b>IL CONNETTORE E' SOTTO IL CRUSCOTTO DIETRO LA PARATIA DI PLASTICA NEI PRESSI DELLO STERZO</b> <b>CONNECTOR IS UNDER THE DASHBOARD NEAR STEERING WHEEL, BACK A PLASTIC COVER</b>	<b>CONNETTORE OBD</b> <b>OBD CONNECTOR</b>	
 <b>CANBUS 2 WIRES</b>			<b>IN ALCUNI VEICOLI IL FILO GM LAN E' IN QUESTA POSIZIONE.</b> <b>IN SOME CAR GM LAN WIRE IS LOCATED HERE</b>
	<b>I CONNETTORI SONO NEL VANO RADIO</b> <b>CONNECTORS ARE LOCATED IN THE RADIO SLOT</b>		

UNICAN		CONNESSIONI (VISTA CONNETTORI USCITA FILI) NON COLLEGARE I CAVI PRESENTI SUL CABLAGGIO NON CITATI NEGLI SCHEMI		CONNECTIONS (WIRES EXIT VIEW) DO NOT CONNECT WIRES PRESENT ON THE HARNESS BUT NOT MENTIONED IN THE DIAGRAMS	
 ISO		 FAKRA			
I CONNETTORI SONO NEL VANO RADIO		CONNECTORS ARE LOCATED IN THE RADIO SLOT			
 ISO 1		 ISO 2		 FAKRA	
I CONNETTORI SONO NEL VANO RADIO		CONNECTORS ARE LOCATED IN THE RADIO SLOT			
 FAKRA 40 WAYS		 FAKRA 52 WAYS			
I CONNETTORI SONO NEL VANO RADIO		CONNECTORS ARE LOCATED IN THE RADIO SLOT			
 93 - 95 2005-2010 GM LAN			 95 2012 GM LAN		
I CONNETTORI SONO NEL VANO RADIO		CONNECTORS ARE LOCATED IN THE RADIO SLOT			
 MOD 1		 MOD 2			
I CONNETTORI SONO NEL VANO RADIO		CONNECTORS ARE LOCATED IN THE RADIO SLOT			
					
CONNETTORE OBD		OBD CONNECTOR			
 MOD 1		 MOD 2			
I CONNETTORI SONO NEL VANO RADIO		CONNECTORS ARE LOCATED IN THE RADIO SLOT			

Le informazioni riportate in questo manuale e nei suoi allegati sono puramente a scopo informativo pertanto possono subire modifiche senza preavviso. Al momento della pubblicazione le informazioni risultano corrette ed attendibili. Tuttavia Paser non può essere ritenuta responsabile per eventuali conseguenze derivanti da errori, omissioni o incongruenze del presente manuale e dei suoi allegati (ad. es. per l'eventuale mancato recupero di configurazioni audio originali dei veicoli). Paser si riserva il diritto di migliorare/modificare il prodotto o il manuale senza l'obbligo di notifica agli utenti.

Information in this guide and its attachments are for information purposes only, therefore, they are subject to change without notice. At the time of publication the information is correct and reliable. However Paser can not be held responsible for any consequences resulting from errors, omissions or incongruence of this manual (for ex. missed audio configuration back-up of the vehicles). Paser reserves the right to improve / change the product or manual without obligation to notify users.