
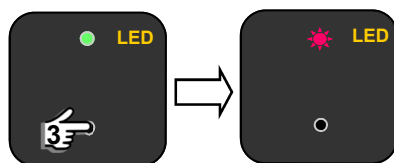


OPTIONS MANAGEMENT

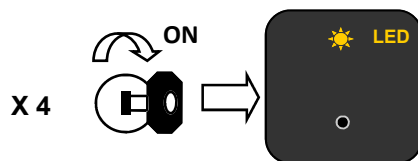
The module on default manages some functions. However, sometime, end user prefers other functions instead of those pre-set. For this reason it's available a new procedure allowing to set a series of options. First of all it is important that the unit has synchronized a car canbus protocol. The LED must be GREEN.



Now press 3 times the module button, the LED will flash RED (UNITS), GREEN (TENS) and YELLOW (HUNDREDS) flashing.

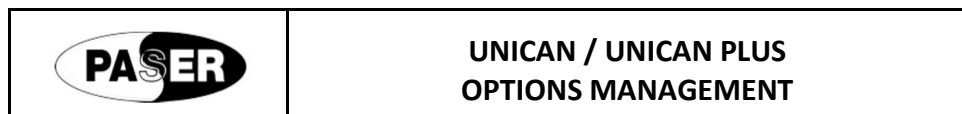


Now turn ignition ON 4 times and the 4th time keep the ignition ON. The LED will flash YELLOW indicating the number of the option, followed by the RED flashes indicating the value of the option.



YELLOW flashes represents the number of the option, RED flashes represents the state of the option. To increase the option number please press the button on the module, so if the LED flash 1 time by pressing one time the button it will flash 2 times. If you want to change the default option's state, hold the button pressed until the LED turns off. Once released the button, the unit will flash the option related and the new option state. To exit option management please disconnect and reconnect the module from power. The LED will light GREEN.

OPTION AND FLASH NUMBERS	VALUE OPTION 1 RED FLASHES	VALUE OPTION 2 RED FLASHES
1	SEEK ALWAYS AVAILABLE	SEEK AVAILABLE FOR 10 SEC AFTER A VOLUME PRESS
2	HAND BRAKE AVAILABLE WHEN HANDBRAKE IS ON	ODOMETRIC HANDBRAKE AVAILABLE WHEN THE CAR IS BELOW 3 Km/h SPEED
3	SEEK ALWAYS AVAILABLE	ODOMETRIC SEEK AVAILABLE WHEN THE CAR OVERPASS 3 Km/h SPEED
4	SPEED PULSE FREQUENCY 26000 PULSE PER MILE	SPEED PULSE FREQUENCY 4000 PULSE PER MILE
5	SEEK ALWAYS AVAILABLE	SEEK AVAILABLE IN AUDIO MENU (Mercedes)
6	TELEPHONE BUTTONS ACTIVE (ONLY FOR RADIOS COMPATIBLE)	TELEPHONE BUTTONS NOT ACTIVE (ONLY FOR RADIOS COMPATIBLE)
7	PARKING SENSOR BUZZER SIGNAL DISABLED	PARKING SENSOR BUZZER SIGNAL ENABLED ON HANDBRAKE OUTPUT
8 DOGDE JEEP CHRYSLER	AMPLI WAKE UP ON	AMPLI WAKE UP OFF
9	RESISTIVE RADIO CODE IMPULSED	RESISTIVE RADIO CODE CONTINUOUS
10	IGNITION INTERRUPTED WHEN KEY IS OFF (ONLY JEEP GRAND CHEROKEE)	IGNITION INTERRUPTED WHEN KEY IS PULLED OUT (ONLY JEEP GRAND CHEROKEE)
11	HAND BRAKE OUTPUT	FIAT BLUE&ME MUTE AVAILABLE ON THE HANDBRAKE OUTPUT
12	SEEK ALWAYS AVAILABLE	SEEK AVAILABLE IN AUDIO MENU (Volkswagen)
13 ONLY FOR ALPINE IXA-W407BT	ANSWER / CLOSE A CALL WITH 2 PHONE BUTTONS	ANSWER / CLOSE A CALL WITH 1 PHONE BUTTON
14 NAVI BACK	BACKGEAR OUTPUT	RENAULT DISPLAY WAKE UP
15 ONLY FOR OPEL ZAFIRA 1C	HANDBRAKE OUTPUT AVAILABLE WHEN HANDBRAKE ON	GND OUTPUT WHEN CAR REMOTE CONTROL IS OFF
16 ONLY FOR OPEL ZAFIRA 1C	REVERSE OUTPUT AVAILABLE WHEN REVERSE INSERTED	12V OUTPUT WHEN CAR DOOR OPEN
17 NAVI BACK CARMINAT 2	REVERSE GEAR OUTPUT	RENAULT DISPLAY WAKE UP
18 NAVI BACK CARMINAT 3	REVERSE GEAR OUTPUT	RENAULT DISPLAY WAKE UP
19 MERCEDES ACTROS & AROCS	IGNITION OUTPUT SIDELIGHTS OUTPUT	LEFT DIRECTION LIGHT RIGHT DIRECTION LIGHT
20 AMPLI VW SKODA	AMPLI WAKE UP OFF	AMPLI WAKE UP ON
21 (FOR THE CORRECT OPERATION MODE OF THIS OPTION, YOU MUST ALSO ENABLE THE OPTION 7)	SPEED PULSE SIGNAL DISABLED	SPEED PULSE SIGNAL ENABLED ON HANDBRAKE OUTPUT
22 MANAGEMENT VOLUME KENWOOD	VOLUME OUTPUT STANDARD	VOLUME ONE OUTPUT MANAGEMENT
23 AMPLI DODGE RAM	AMPLI WAKE UP OFF	AMPLI WAKE UP ON
24 IGNITION ALFA MITO	IGNITION OUTPUT STANDARD	IGNITION OUTPUT FOR 20 MINUTES, CONNECTING AND DISCONNECTING THE IGNITION WITHIN 3 SECOND
25 AMPLI FORD F150	AMPLI WAKE UP OFF	AMPLI WAKE UP ON
26 (FUNCTION RELATED TO THE OPTION 7)	BUZZER MANAGEMENT: ALL ACUSTIC SIGNALS RECOVERY	BUZZER MANAGEMENT: PARKING SENSORS SIGNALS RECOVERY ONLY
27 FIAT KM BLINKING MANAGEMENT	COMMUNICATION TO AVOID KM BLINKING ACTIVE	COMMUNICATION TO AVOID KM BLINKING NOT ACTIVE
28 VOICE RECALL FUNCTION	VOICE RECALL FUNCTION ACTIVE	VOICE RECALL FUNCTION NOT ACTIVE
29 FIAT KM BLINKING MANAGEMENT	COMMUNICATION TO AVOID KM BLINKING NOT ACTIVE	COMMUNICATION TO AVOID KM BLINKING ACTIVE

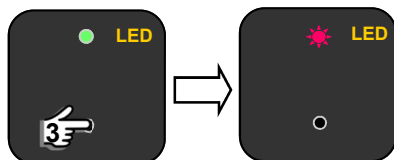


OPTIONS MANAGEMENT

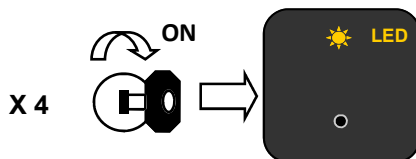
The module on default manages some functions. However, sometime, end user prefers other functions instead of those pre-set. For this reason it's available a new procedure allowing to set a series of options. First of all it is important that the unit has synchronized a car canbus protocol. The LED must be GREEN.



Now press 3 times the module button, the LED will flash RED (UNITS), GREEN (TENS) and YELLOW (HUNDREDS) flashing.



Now turn ignition ON 4 times and the 4th time keep the ignition ON. The LED will flash YELLOW indicating the number of the option, followed by the RED flashes indicating the value of the option.



YELLOW flashes represents the number of the option, RED flashes represents the state of the option. To increase the option number please press the button on the module, so if the LED flash 1 time by pressing one time the button it will flash 3 times. If you want to change the default option's state, hold the button pressed until the LED turns off. Once released the button, the unit will flash the option related and the new option state. To exit option management please disconnect and reconnect the module from power. The LED will light GREEN.

OPTION AND FLASH NUMBERS	VALUE OPTION 1 RED FLASHES	VALUE OPTION 2 RED FLASHES
1	SEEK ALWAYS AVAILABLE	SEEK AVAILABLE FOR 10 SEC AFTER A VOLUME PRESS
2	HAND BRAKE AVAILABLE WHEN HANDBRAKE IS ON	ODOMETRIC HANDBRAKE AVAILABLE WHEN THE CAR IS BELOW 3 Km/h SPEED
3	SEEK ALWAYS AVAILABLE	ODOMETRIC SEEK AVAILABLE WHEN THE CAR OVERPASS 3 Km/h SPEED
4	SPEED PULSE FREQUENCY 26000 PULSE PER MILE	SPEED PULSE FREQUENCY 4000 PULSE PER MILE
5	SEEK ALWAYS AVAILABLE	SEEK AVAILABLE IN AUDIO MENU (Mercedes)
6	TELEPHONE BUTTONS ACTIVE (ONLY FOR RADIOS COMPATIBLE)	TELEPHONE BUTTONS NOT ACTIVE (ONLY FOR RADIOS COMPATIBLE)
7	PARKING SENSOR BUZZER SIGNAL DISABLED	PARKING SENSOR BUZZER SIGNAL ENABLED ON HANDBRAKE OUTPUT
8 DOGDE JEEP CHRYSLER	AMPLI WAKE UP ON	AMPLI WAKE UP OFF
9	RESISTIVE RADIO CODE IMPULSED	RESISTIVE RADIO CODE CONTINUOUS
10	IGNITION INTERRUPTED WHEN KEY IS OFF (ONLY JEEP GRAND CHEROKEE)	IGNITION INTERRUPTED WHEN KEY IS PULLED OUT (ONLY JEEP GRAND CHEROKEE)
11	HAND BRAKE OUTPUT	FIAT BLUE&ME MUTE AVAILABLE ON THE HANDBRAKE OUTPUT
12	SEEK ALWAYS AVAILABLE	SEEK AVAILABLE IN AUDIO MENU (Volkswagen)
13 ONLY FOR ALPINE IXA-W407BT	ANSWER / CLOSE A CALL WITH 2 PHONE BUTTONS	ANSWER / CLOSE A CALL WITH 1 PHONE BUTTON
14 NAVI BACK	BACKGEAR OUTPUT	RENAULT DISPLAY WAKE UP
15 ONLY FOR OPEL ZAFIRA 1C	HANDBRAKE OUTPUT AVAILABLE WHEN HANDBRAKE ON	GND OUTPUT WHEN CAR REMOTE CONTROL IS OFF
16 ONLY FOR OPEL ZAFIRA 1C	REVERSE OUTPUT AVAILABLE WHEN REVERSE INSERTED	12V OUTPUT WHEN CAR DOOR OPEN
17 NAVI BACK CARMINAT 2	REVERSE GEAR OUTPUT	RENAULT DISPLAY WAKE UP
18 NAVI BACK CARMINAT 3	REVERSE GEAR OUTPUT	RENAULT DISPLAY WAKE UP
19 MERCEDES ACTROS & AROCS	IGNITION OUTPUT SIDELIGHTS OUTPUT	LEFT DIRECTION LIGHT RIGHT DIRECTION LIGHT
20 AMPLI VW SKODA	AMPLI WAKE UP OFF	AMPLI WAKE UP ON
21 (FOR THE CORRECT OPERATION MODE OF THIS OPTION, YOU MUST ALSO ENABLE THE OPTION 7)	SPEED PULSE SIGNAL DISABLED	SPEED PULSE SIGNAL ENABLED ON HANDBRAKE OUTPUT
22 MANAGEMENT VOLUME KENWOOD	VOLUME OUTPUT STANDARD	VOLUME ONE OUTPUT MANAGEMENT
23 AMPLI DODGE RAM	AMPLI WAKE UP OFF	AMPLI WAKE UP ON
24 IGNITION ALFA MITO	IGNITION OUTPUT STANDARD	IGNITION OUTPUT FOR 20 MINUTES, CONNECTING AND DISCONNECTING THE IGNITION WITHIN 3 SECOND
25 AMPLI FORD F150	AMPLI WAKE UP OFF	AMPLI WAKE UP ON
26 (FUNCTION RELATED TO THE OPTION 7)	BUZZER MANAGEMENT: ALL ACUSTIC SIGNALS RECOVERY	BUZZER MANAGEMENT: PARKING SENSORS SIGNALS RECOVERY ONLY
27 FIAT KM BLINKING MANAGEMENT	COMMUNICATION TO AVOID KM BLINKING ACTIVE	COMMUNICATION TO AVOID KM BLINKING NOT ACTIVE
28 VOICE RECALL FUNCTION	VOICE RECALL FUNCTION ACTIVE	VOICE RECALL FUNCTION NOT ACTIVE
29 FIAT KM BLINKING MANAGEMENT	COMMUNICATION TO AVOID KM BLINKING NOT ACTIVE	COMMUNICATION TO AVOID KM BLINKING ACTIVE